

NATIONAL INSTITUTE OF TECHNOLOGY
TIRUCHIRAPPALLI – 620 015 TAMILNADU



ANNUAL ACCOUNTS
FY 2022-23 (Revised)

NATIONAL INSTITUTE OF TECHNOLOGY

TIRUCHIRAPPALLI – 620 015

ANNUAL STATEMENT OF ACCOUNTS FY 2022-23

Contents	Page
Balance Sheet as at 31 st March, 2023	1
Income and Expenditure Account	2
Schedules	3 - 34
Notes on Accounts	35 - 45
Receipts and Payments Account	46
GPF and NPS	47-52

National Institute of Technology, Tiruchirappalli-620 015
Balance Sheet as at 31-03-2023

		₹	₹
Sources of Funds:	Schedule No.	2022-23	2021-22
Capital Fund	1	191 40 94 325	109 91 52 237
Designated/Earmarked/Endowment Funds	2	225 76 09 384	201 94 80 432
Secured Loans - HEFA Loan	2(HEFA)	24 79 06 714	25 73 60 416
Current Liabilities & Provisions @	3	641 85 29 323	649 33 92 385
TOTAL		1083 81 39 747	986 93 85 470
Application of Funds	Schedule No.	2022-23	2021-22
Fixed Assets	4		
Tangible Assets		395 04 79 652	409 57 90 968
Intangible Assets		3 73 94 320	4 50 39 824
Capital Works-in-progress		109 34 91 277	74 22 89 670
Investments From Earmarked/Endowment Funds	5		
Long Term		204 59 15 532	12 75 66 791
Short Term		2 01 01 297	172 58 00 376
Investments - Others	6		
Current Assets	7	303 56 64 544	244 66 91 528
Loans, Advances & Deposits	8	65 50 93 125	68 62 06 312
TOTAL		1083 81 39 747	986 93 85 470

Note: @ Rs.567.76 Crore - Provision for liability towards Retirement Benefits as per Actuarial Valuation has been created in FY 2021-22 and exhibited in Schedule-3 by debiting the Income & Expenditure Account Schedule-15A. Till FY 2020-21 such provision required was being disclosed under Notes on Accounts only. As on 31.03.2023 the Provision for liability towards Retirement Benefit as per Actuarial Valuation is Rs.558.44 Crore. Accordingly the provision is revised as Rs.558.44 Crores in 2022-23.

Significant Accounting Policies

23

Contingent Liabilities and Notes to Accounts

24

N. Dhandu
Registrar (i/c)
NIT-Tiruchirappalli
Tiruchirappalli - 620 015
Tamil Nadu

D. S. Dhandu
Director
National Institute of Technology
Tiruchirappalli - 620 015
Tamil Nadu, India

National Institute of Technology, Tiruchirappalli-620 015
Income and Expenditure Account for the Period/Year Ended 31-03-2023

		₹	₹
Particulars	Schedule No.	2022-23	2021-22
INCOME			
Academic Receipts	9	72 57 97 929	61 10 20 264
Grants/Subsidies	10	201 90 61 844	175 81 53 787
Income From Investments	11	10 28 43 929	6 96 50 006
Interest Earned	12	36 18 755	83 21 880
Other Income	13	20 81 27 959	8 83 39 434
Prior Period Income	14	39 97 033	74 00 000
TOTAL-(A)		306 34 47 449	254 28 85 372
EXPENDITURE			
Staff Payments & Benefits (Establishment Expenses)@	15	142 37 50 241	710 88 13 362
Academic Expenses	16	38 86 66 106	40 65 56 792
Administrative and General Expenses	17	14 28 22 621	8 99 45 221
Transportation Expenses	18	29 68 247	23 25 180
Repairs & Maintenance	19	10 16 58 209	8 50 43 630
Finance Costs	20	1 88 18 447	2 02 48 529
Depreciation	4	28 60 21 786	37 42 71 470
Other Expenses	21	0	0
Prior Period Expenses	22	1610272	3 05 232
TOTAL-(B)		236 63 15 929	808 77 09 415
Balance Being Excess of Income over Expenditure (A-B)		69 71 31 520	- 554 48 24 048
CPWD Deposit for Capital Exp.		64 10 200	38 42 80 299
Repayment of HEFA loan availed for Capital Exp.		7 29 70 000	6 22 85 000
Capital Expenditure from IRG/HEFA		2 69 42 172	3 45 29 258
Others (Transfer to Corpus Fund 7 75 00 000 + 1 18 00 000)		8 93 00 000	8 97 00 000
Balance Being Surplus/Deficit Carried to Capital Fund		50 15 09 148	- 611 56 18 600

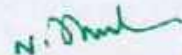
Note: @ Rs.567.76 Crore - Provision for liability towards Retirement Benefits as per Actuarial Valuation has been created in FY 2021-22 and exhibited in Schedule-3 by debiting the Income & Expenditure Account Schedule-15A. Till FY 2020-21 such provision required was being disclosed under Notes on Accounts only. As on 31.03.2023 the Provision for liability towards Retirement Benefit as per Actuarial Valuation is Rs.558.44 Crore. Accordingly the provision is revised as Rs.558.44 Crores in 2022-23.

Significant Accounting Policies

23

Contingent Liabilities and Notes to Accounts

24


कुलसचिव / REGISTRAR
 राष्ट्रीय प्रौद्योगिकी संस्थान / National Institute of Technology NIT-Tiruchirappalli
 तिरुचिरापल्ली-620 015 / Tiruchirappalli - 620 015,
 तमिलनाडु / Tamilnadu


Director
National Institute of Technology
Tiruchirappalli-620 015
Tamil Nadu, India

**SCHEDULES FORMING PART
OF
BALANCE SHEET**

National Institute of Technology, Tiruchirappalli-620 015

SCHEDULE 1: CAPITAL FUND

Particulars		₹	₹
		2022-23	2021-22
	Balance as at the Beginning of the Year	109 91 52 237	641 16 25 976
Add:	Contribution towards Capital Fund	0	0
Add:	Grant from UGC, Govt of India and State Government to the extent utilized for capital expenditure	21 40 04 216	13 23 21 308
Add:	Assets Purchased out of IRG	2 69 42 172	3 45 29 258
Add:	Capital Expenditure out of IRG+HEFA Loan repayment from IRG	7 93 80 200	64 31 87 943
Add:	Assets Purchased out of Earmarked Funds	0	0
Add:	Assets Purchased out of Sponsored Projects, Where ownership vests in the institution	0	0
Add:	Assets Donated/Gifts Received	0	0
Add:	Other Additions	0	0
Add:	Transfer from Surplus IRG	0	0
Add:	Excess of Income over expenditure transferred from the income & Expenditure Account	50 15 09 148	0
Total		192 09 87 973	722 16 64 485
Deduct:	Deficit transferred from the Income & Expenditure Account	0	- 611 56 18 600
Deduct:	Depreciation on Assets Donated/Gifts Received (Siemens COE)	- 68 93 648	- 68 93 648
	Balance at the Year End	191 40 94 325	109 91 52 237

(Signature)
Registrar (i/c)

NIT Tiruchirappalli / REGISTRAR
 राष्ट्रीय प्रौद्योगिकी संस्थान / National Institute of Technology
 तिरुचिरापल्ली-620 015 / Tiruchirappalli - 620 015.
 तमिलनाडु / Tamilnadu

(Signature)
Director

NIT-Tiruchirappalli
 Director
 National Institute of Technology
 Tiruchirappalli-620 015
 Tamil Nadu, India

National Institute of Technology, Tiruchirappalli-620 015
SCHEDULE 2: DESIGNATED/EARMARKED/ENDOWMENT FUNDS

Particulars	Fund wise Breakup										Total		
	Corpus Fund	Staff Development Fund	Maintenance Fund	Depreciation Fund	Student Welfare Fund	ECC Fund Transferred to Research Park Fund in 2022-23	Research Park Fund (Starts created in 2022-23)	Endowment	R&C Funds		AIC Fund	2022-23	2021-22
									ICSR	RMF			
A.													
a) Opening Balance	192 78 60 771	2 78 88 955	12 00 877	12 00 877	1 80 13 121	1 85 86 267	0	1 84 90 798	0	0	62 38 756	201 94 80 432	192 51 57 242
b) Additions during the year	9 97 81 883	8 54 587	0	0	0	0	0	0	0	0	0	10 06 36 470	64 83 58 063
c) Income from investments made out of the funds	85 77 853	1 24 090	5 343	5 343	80 148	82 698	0	7 64 750	0	0	2 65 397	99 05 622	4 18 88 617
d) Accrued Interest on Investments/Advances	9 29 58 030	13 44 756	57 904	57 904	8 68 361	8 96 197	0	0	0	0	0	9 61 83 372	4 76 59 909
e) Interest on Savings Bank Account	1 09 834	1 589	68	68	1 026	1 059	0	0	0	0	0	1 13 694	2 54 213
f) Other Additions	0	0	0	0	0	0	0	0	0	0	0	0	0
Transfer from ECC Fund	0	0	0	0	0	0	1 95 66 221	0	0	0	0	1 95 66 221	0
Transfer from Sch-3(a) Project & Consultancy Fund	0	0	0	0	0	0	1 16 73 300	0	70 98 186	1 31 08 759	0	3 18 82 244	0
Total - (A)	212 92 88 411	3 02 13 977	12 64 192	12 64 192	1 89 62 866	1 95 66 221	3 12 41 521	1 92 35 548	70 98 186	1 31 08 759	63 04 133	227 77 68 025	266 33 18 044
B. Utilisation/Expenditure towards objectives of funds:													
i) Capital Expenditure	0	0	0	0	0	0	0	0	0	0	0	0	0
ii) Revenue Expenditure	0	0	0	0	0	0	0	3 01 472	0	0	2 90 948	5 92 420	6 49 669
Transferred to Research Park Fund	0	0	0	0	0	1 95 66 221	0	0	0	0	0	1 95 66 221	0
Capital Expenditure out of IRG+HEFA Loan repayment from IRG - Transferred to Capital Fund:-													
IRG Capital Expenditure	0	0	0	0	0	0	0	0	0	0	0	0	50 35 02 943
HEFA Loan repaid from IRG	0	0	0	0	0	0	0	0	0	0	0	0	13 96 85 000
Total - (B)	0	0	0	0	0	1 95 66 221	0	3 01 472	0	0	2 90 948	2 01 58 641	64 88 87 612
Closing balance at the year end (A-B)	212 92 88 411	3 02 13 977	12 64 192	12 64 192	1 89 62 866	0	3 12 41 521	1 89 54 076	70 98 186	1 31 08 759	62 13 205	225 76 09 384	201 94 80 432
Represented by													
Cash and Bank Balances *	48 60 058	0	0	0	0	0	1 19 63 536	40 52 779	70 98 186	1 24 11 108	10 13 205	4 13 98 871	61 04 775
Investments	197 81 57 642	2 88 69 221	12 06 288	12 06 288	1 80 94 305	0	1 83 81 788	1 49 01 297	0	0	52 00 000	206 60 16 829	183 33 67 167
Interest accrued but not due	14 06 17 959	13 44 756	57 904	57 904	8 68 361	0	8 96 197	0	0	0	0	14 38 43 281	4 76 59 909
TDS Receivable	28 62 149	0	0	0	0	0	0	0	0	0	0	28 62 149	28 62 149
Receivable from TEQHP Account	0	0	0	0	0	0	0	0	0	0	0	0	85417
Receivable from R & C Account	27 90 603	0	0	0	0	0	0	0	0	6 97 631	0	34 88 254	1 13 52 130
Receivable from CASB 2019 Account	0	0	0	0	0	0	0	0	0	0	0	0	98048885
CPWD WIP/Deposits (IRG portion)	0	0	0	0	0	0	0	0	0	0	0	0	0
CPWD WIP & Equipment (HEFA Loan repaid portion)	0	0	0	0	0	0	0	0	0	0	0	0	0
Total	212 92 88 411	3 02 13 977	12 64 192	12 64 192	1 89 62 866	0	3 12 41 521	1 89 54 076	70 98 186	1 31 08 759	62 13 205	225 76 09 384	201 94 80 432

* The Bank balances of Research Park Fund and Endowment Fund are represented by Non-Plan Account bank balance.

Note: Based on IRG resolution No.54/RC/2023/14, "Research Park Fund" is created by transferring the fund balances of "ECC Fund" from Sch-2 and "Project & Consultancy Fund" from Sch-3(a) in 2022-23

(Signature)
 Registrar (i/c)
 NIT-Tiruchirappalli

(Signature)
 Director
 NIT-Tiruchirappalli

कुलसचिव/REGISTRAR
 राष्ट्रीय प्रौद्योगिकी संस्थान/National Institute of Technology
 तिरुचिरापल्ली-620 015/Tiruchirappalli - 620 015,
 4 - तमिलनाडु/Tamilnadu

Director
National Institute of Technology
Tiruchirappalli-620 015
Tamil Nadu, India

National Institute of Technology, Tiruchirappalli-620 015

SCHEDULE 2(HEFA) : SECURED LOANS - HEFA LOAN

Particulars	₹	₹
	2022-23	2021-22
A. HEFA Loan		
a) Opening Balance	25 73 60 416	17 28 60 803
b) Additions during the year	6 35 16 298	14 67 84 613
Total (A)	32 08 76 714	31 96 45 416
B. Repayment during the Year	7 29 70 000	6 22 85 000
Closing balance at the year end (A-B)	24 79 06 714	25 73 60 416

Since the Interest portion on HEFA loan is paid out of GoI Grant received under OH-31, Interest paid/payable is treated as Interest Expenses and the GoI Grant received towards HEFA Loan Interest is treated as Income

Note: Against the Sanctioned Loan of Rs.51.60 Crore in Phase-1 and Rs.21.37 Crore in Phase-2, as on date loan availed and balance are shown below:

Year	Phase	HEFA Loan availed for Construction work	HEFA Loan availed for Equipment Purchase	Total HEFA Loan Availed for Construction + Equipment	Repayment of HEFA Loan from IRG	Cumulative HEFA Loan Balance	HEFA Loan Interest Paid out of Grant-in-Aid during the year
		1	2	3(1+2)	4	5(3-4)	6
2019-20	Phase 1	7 90 00 000	.0	7 90 00 000	2 58 00 000	5 32 00 000	13 60 100
2020-21	Phase 1	5 70 00 000	11 42 60 803	17 12 60 803	5 16 00 000	11 96 60 803	69 25 162
2021-22	Phase 1	2 10 00 000	5 07 84 613	7 17 84 613	5 16 00 000	2 01 84 613	1 45 11 984
2022-23	Phase 1	60 00 000	75 16 298	1 35 16 298	5 16 00 000	-3 80 83 702	1 35 92 869
Phase 1 Total		16 30 00 000	17 25 61 714	33 55 61 714	18 06 00 000	-3 80 83 702	3 65 90 115
2021-22	Phase 2	7 50 00 000	.0	7 50 00 000	1 06 85 000	6 43 15 000	8 84 685
2022-23	Phase 2	5 00 00 000	.0	5 00 00 000	2 13 70 000	2 85 30 000	39 18 531
Phase 2 Total		12 50 00 000	.0	12 50 00 000	3 20 55 000	2 85 30 000	48 03 216
Phase 1 & 2 Total		28 80 00 000	17 25 61 714	46 05 61 714	21 26 55 000	24 79 06 714	4 13 93 331

Interest accrued but not paid as on 31st March 2023 - Phase 1

30 54 634

Interest accrued but not paid as on 31st March 2023 - Phase 2

16 22 173

46 76 807



 Registrar / REGISTRAR
 NIT Tiruchirappalli / National Institute of Technology
 திருச்சிராப்பள்ளி / Tiruchirappalli - 620 015.
 தமிழ்நாடு / Tamilnadu



 Director
 NIT-Tiruchirappalli / National Institute of Technology
 Tiruchirappalli-620 015
 Tamil Nadu, India

National Institute of Technology, Tiruchirappalli-620 015

SCHEDULE : 2 (a) ENDOWMENT FUNDS

Sl.No.	Name of the Endowment	Opening Balance As on 01-04-2022		Additions during the years		Total		Expenditure on the object during the year	Closing Balance As on 31-03-2023		Total
		Endowment	Accumulated Interest	Endowment	Interest	Endowment	Accumulated Interest		Endowment	Accumulated Interest	
1	2	3	4	5	6	7 (3+5)	8 (4+6)	9	10	11	12 (10+11)
1	Dr. Sargurudas Memorial Fund	500	33	0	26	500	59	0	500	59	559
2	Kharche Associated Fund	10 000	664	0	511	10 000	1 175	0	10 000	1 175	11 175
3	Chetterjee Memorial Fund	10 000	1320	0	511	10 000	1 831	0	10 000	1 831	11 831
4	Reunion Fund	44 065	28 331	0	2 253	44 065	30 584	0	44 065	30 584	74 649
5	Rajalaxmi Trust Fund	3 000	199	0	153	3 000	352	0	3 000	352	3 352
6	Balakumaran Memorial Fund	10 000	665	0	511	10 000	1 176	509	10 000	667	10 667
7	Janardhan Iyengar & Seethamma Fund	20 000	1331	0	1 023	20 000	2 354	509	20 000	1 845	21 845
8	Prof. S. Muthukaruppan Fund	10 000	665	0	511	10 000	1 176	509	10 000	667	10 667
9	Prof. S.H.Ibrahiim Endowment Fund	25 000	1662	0	1 278	25 000	2 940	2547	25 000	393	25 393
10	Prof.M.Sitaraman Endowment Fund	25 000	1662	0	1 278	25 000	2 940	509	25 000	2 431	27 431
11	Prof.Thirumalai Arasan Mem Fund	25 000	1662	0	1 278	25 000	2 940	1274	25 000	1 666	26 666
12	Dr. M. Shanmugam Fund	1 25 000	8311	0	6 392	1 25 000	14 703	8311	1 25 000	6 392	1 31 392
13	Dr. M. Shanmugam Fund	2 00 000	13299	0	10 228	2 00 000	23 527	8466	2 00 000	15 061	2 15 061
14	Dr. M. Shanmugam Fund	75 000	3730	0	3 835	75 000	7 565	3 730	75 000	3 835	78 835
15	Avinash Memorial Endowment Fund	2 00 000	13299	0	10 228	2 00 000	23 527	10 190	2 00 000	13 337	2 13 337
16	Neela Balasubramanian Memorial Award (Dr.B.Sekar)	1 25 000	8312	0	6 392	1 25 000	14 704	6 368	1 25 000	8 336	1 33 336
17	Karthik Memorial Fund(Dr.G.Swaminathan)	50 000	3325	0	2 557	50 000	5 882	2 547	50 000	3 355	53 355
18	Vijayalakshmi Kannan Memorial Fund	15 000	997	0	767	15 000	1 764	764	15 000	1 000	16 000
19	Dr.Duraisamy Memorial Fund (Dr.TSRajan)	50 000	2486	0	2 557	50 000	5 043	2 634	50 000	2 409	52 409
20	RECAL NITT Fund (Ramesh Swaminathan Memorial Fund)	68 823	36 888	0	3 520	68 823	40 408	0	68 823	40 408	1 09 231
21	Ruby & Topaz 84 Batch Endowment Fund	9 52 909	4 19 361	0	48 731	9 52 909	4 68 092	1 20 000	9 52 909	3 48 092	13 01 001
22	Subash Chandrabose Memorial Award	75 000	3510	0	3 835	75 000	7 345	3 950	75 000	3 395	78 395
23	Dr.P.S.Manisundaram Endowment Fund	50 000	2486	0	2 557	50 000	5 043	5 043	50 000	.0	50 000
24	Dr.P.S.Manisundaram Endowment Fund	25 000	1662	0	1 278	25 000	2 940	2 940	25 000	.0	25 000
25	Oisik Adak Memorial Award(Pragyan)	40 000	2660	0	2 046	40 000	4 706	0	40 000	4 706	44 706
26	Oisik Adak Memorial Award(Pragyan)	50 001	3325	0	2 557	50 001	5 882	0	50 001	5 882	55 883
27	Oisik Adak Memorial Award(Pragyan)	2 00 000	9945	0	10 228	2 00 000	20 173	0	2 00 000	20 173	2 20 173
28	Dr.J.Raja Memorial Fund	50 000	2486	0	2 557	50 000	5 043	2 634	50 000	2 409	52 409
29	Prof.Joseph Martin Fernando Trophy	50 000	2486	0	2 557	50 000	5 043	0	50 000	5 043	55 043
30	S.J. Chainulu Medal of Excellence	4 00 000	30239	0	20 456	4 00 000	50 695	20 376	4 00 000	30 319	4 30 319
31	S.J. Chainulu Medal of Excellence	1 00 000	6649	0	3 115	1 00 000	11 764	5 094	1 00 000	6 670	1 06 670
32	Prof. K.S. Pandey	1 17 000	7780	0	5 984	1 17 000	13 764	5 961	1 17 000	7 803	1 24 803
33	M/s. Chennai Metro F. Ltd., Chennai	2 00 000	13299	0	10 229	2 00 000	23 528	10 189	2 00 000	13 339	2 13 339
34	Anjali Ammal	15 00 000	58268	0	76 710	15 00 000	1 34 978	76 418	15 00 000	58 560	15 58 560
35	Anjali Ammal (for Distribution)	0	0	0	0	0	0	0	0	0	0
	Sub Total	49 01 298	6 92 997	.0	2 50 649	49 01 298	9 43 646	3 01 472	49 01 298	6 42 174	55 43 472
36	80 BATCH CHAIR FUND	1 00 00 000	28 96 503	0	5 14 101	1 00 00 000	34 10 604	0	1 00 00 000	34 10 604	1 34 10 604
	TOTAL	1 49 01 298	35 89 500	.0	7 64 750	1 49 01 298	43 54 250	3 01 472	1 49 01 298	40 52 778	1 89 54 076


REGISTRAR
 राष्ट्रीय प्रौद्योगिकी संस्थान / National Institute of Technology
 तिरुचिरापल्ली - 620 095 / Tiruchirappalli - 620 015.
 तमिलनाडु / Tamilnadu



Director
 NIT-Tiruchirappalli
 National Institute of Technology
 Tiruchirappalli-620 015
 Tamil Nadu, India

National Institute of Technology, Tiruchirappalli-620 015

SCHEDULE 3: CURRENT LIABILITIES & PROVISIONS

	₹	₹
Particulars	2022-23	2021-22
A. Current Liabilities		
1. Deposits from Staff	0	0
2. Deposits from Students	10 39 54 995	10 43 64 719
3. Sundry Creditors:-		
a) For Goods & Services	5 14 46 035	4 76 50 295
b) Others	9 74 71 425	8 14 28 008
4. Deposit-Others(including EMD, Security Deposit)	5 00 08 232	5 17 33 620
5. Statutory Liabilities (GPF, TDS, WC Tax, CPF, GIS, NPS):-		
a) Overdue	0	0
b) Others	14 67 308	9 25 220
6. Other Current Liabilities:-		
a) Salaries	9 19 95 150	11 68 93 257
b) Receipts against Sponsored Projects	29 36 18 907	34 02 67 939
c) Receipts against Sponsored Fellowships & Scholarships	1 69 26 241	1 77 05 679
d) Unutilised Grants - Balance available with Insitute	0	0
- Balance available with CPWD as Deposits	5 37 93 953	
e) Grants in Advance	0	0
f) Other Funds (a) TEQIP Funds	0	0
(b) CSAB 2019 Funds	0	0
g) Other Liabilities	6 86 90 581	5 09 77 758
Total (A)	82 93 72 827	81 19 46 495
B. Provisions		
1. For Taxation	0	0
2. Gratuity	36 33 79 796	35 32 09 795
3. Superannuation/Pension	453 72 64 418	467 03 13 242
4. Accumulated Leave Encashment	68 38 35 475	65 41 03 313
6. Trade Warranties/Claims	0	0
7. Others - HEFA Loan Interest accrued	46 76 807	38 19 540
Total (B)	558 91 56 496	568 14 45 890
Total (A+B)	641 85 29 323	649 33 92 385

Note: @ Rs.567.76 Crore - Provision for liability towards Retirement Benefits as per Actuarial Valuation has been created in FY 2021-22 and exhibited in Schedule-3 by debiting the Income & Expenditure Account Schedule-15A. Till FY 2020-21 such provision required was being disclosed under Notes on Accounts only. As on 31.03.2023 the Provision for liability towards Retirement Benefit as per Actuarial Valuation is Rs.558.44 Crore. Accordingly the provision is revised as Rs.558.44 Crores in 2022-23.


REGISTRAR
 राष्ट्रीय प्रौद्योगिकी संस्थान / National Institute of Technology
 तिरुचिरापल्ली-620 015 / Tiruchirappalli - 620 015.
 तमिलनाडु / Tamilnadu


Director
 National Institute of Technology
 Tiruchirappalli-620 015
 Tamil Nadu, India

National Institute of Technology, Tiruchirappalli-620 015

SCHEDULE 3 (a): SPONSORED PROJECTS

Sl.No.	Name of the Project	Opening Balance As on 01-04-2022		Receipts / Recoveries during the year	Total	Expenditure during the year	Closing Balance (before Transfer)	Transferred to Sch-2 under R&C Funds	Closing Balance As on 31-03-2023	
		Credit	Debit	Receipt+Interest					Credit	Debit
1	2	3	4	5	6	7	8 (6-7)	9	10 (8-9)	11
1	DST, New Delhi	4 37 11 697	0	1 86 20 435	6 23 32 132	2 94 53 964	3 28 78 168	0	3 28 78 168	0
2	CSIR, New Delhi	53 30 975	0	1 62 714	54 93 689	25 04 520	29 89 169	0	29 89 169	0
3	UGC/AICTE, New Delhi	22 90 374	0	37 204	23 27 578	8 34 121	14 93 457	0	14 93 457	0
4	DRDO & Defence Research Laboratories	2 41 66 112	0	1 65 70 850	4 07 36 962	1 57 74 652	2 49 62 310	0	2 49 62 310	0
5	ISRO-STIC	67 12 697	0	23 56 905	50 69 602	80 73 832	9 95 770	0	9 95 770	0
6	MHRD & MHRD (SCSP/TSP/PWD)	51 40 646	0	83 502	52 24 148	0	52 24 148	0	52 24 148	0
7	MHRD-GIAN	4 71 298	0	7 656	4 78 934	1 37 637	3 41 317	0	3 41 317	0
8	SERB, New Delhi	3 91 11 694	0	3 17 59 293	7 08 70 987	3 45 35 368	3 63 35 620	0	3 63 35 620	0
9	SPARC	1 35 42 388	0	2 19 975	1 37 62 365	1 04 12 138	33 50 225	0	33 50 225	0
10	Miscellaneous Projects	4 92 16 654	0	3 25 05 246	8 17 21 900	1 54 31 658	6 62 90 242	0	6 62 90 242	0
11	MEJTY	65 59 128	0	32 76 255	98 35 383	72 09 796	26 25 587	0	26 25 587	0
12	L & T - CTM	3 34 41 821	0	5 43 210	3 39 85 031	20 94 598	3 18 90 433	0	3 18 90 433	0
13	TAT/MODROB Projects (in R&C Books)	46 28 460	0	75 182	47 03 642	0	47 03 642	0	47 03 642	0
14	HACKATHON	65 839	0	1 069	66 908	23 000	41 908	0	41 908	0
15	Funds Due in R&C/Projects Account (S Debtors)	0	37 61 839	37 61 839	0	0	0	0	0	0
Sub Total 1 (R&C)		23 43 89 783	37 61 839	10 99 81 834	34 06 09 278	12 64 87 284	21 41 21 995	0	21 41 21 995	0
17	Conference Consultancy	48 28 240	0	23 95 743	74 23 983	2 80 230	71 43 753	0	71 43 753	0
18	ECC (Engineering Consultancy Centre)	3 90 06 434	0	10 38 17 269	14 28 23 703	7 04 70 544	7 23 53 159	0	7 23 53 159	0
19	Accumulated income over the period in ECC Consultancy earnings	3 59 79 206	0	- 3 59 79 206	0	0	0	0	0	0
20	ICSR Fund	58 47 474	0	12 54 163	71 01 637	3 452	70 98 186	70 98 186	0	0
21	Research Management Fund	85 41 502	0	85 36 257	1 30 77 759	19 69 000	1 31 08 759	1 31 08 759	0	0
Sub Total 2 (R&C)		9 42 02 856	0	7 82 24 226	17 24 27 081	7 27 23 225	2 02 06 944	2 02 06 944	7 94 96 912	0
R&C Total		32 85 92 639	37 61 839	18 82 06 560	51 30 36 360	19 92 10 508	31 38 25 851	2 02 06 944	29 36 18 907	0
22	Project & Consultancy Fund (in Institute Books)	1 16 75 300	0	0	1 16 75 300	0	1 16 75 300	1 16 75 300	0	0
MOOCs Projects		0	0	0	0	0	0	0	0	0
Grand Total		34 02 67 939	37 61 839	18 82 06 560	52 47 11 660	19 92 10 508	32 55 01 151	3 18 82 244	29 36 18 907	0

N. Dhul
Registrar (i/c)
NIT-Tiruchirappalli

[Signature]
Director
NIT-Tiruchirappalli

कुलसचिव/REGISTRAR
राष्ट्रीय प्रौद्योगिकी संस्थान/National Institute of Technology
तिरुचिरापल्ली-६२० ०१५/Tiruchirappalli - 620 015.
तमिलनाडु/Tamilnadu

Director
National Institute of Technology
Tiruchirappalli-620 015
Tamil Nadu, India

National Institute of Technology, Tiruchirappalli-620 015
SCHEDULE 3 (b): SPONSORED FELLOWSHIPS AND SCHOLARSHIPS

Sl. No.	Name of Sponsor	Opening Balance As on 01-04-2022		Transactions During the year		Closing Balance As On 31-03-2023	
		CR	DR	CR	DR	CR	DR
1	2	3	4	5	6	7	8
1	University Grants Commission	0	0	0	0	0	0
2	Ministry.....	0	0	0	0	0	0
3	Others (Specify individually):-						
	a) R & C Fellowships	1 24 26 735	0	14 11 264	29 37 321	1 09 00 678	0
	b) State scholarships	39 83 685	0	6 34 724	6 32 662	39 85 747	0
	b) PMRF	0	0	2 64 59 137	2 64 59 137	0	0
	c) QIP Fellowships	12 95 259	0	7 44 557	0	20 39 816	0
	TOTAL	1 77 05 679	0	2 92 49 682	3 00 29 120	1 69 26 241	0

N. Shankar

Registrar (i/c)

NIT-Tiruchirappalli

कुलसचिव/REGISTRAR

राष्ट्रीय प्रौद्योगिकी संस्थान/National Institute of Technology
 तिरुचिरापल्ली-620 015/Tiruchirappalli - 620 015.
 तमिलनाडु/Tamilnadu

Shankar

Director

NIT-Tiruchirappalli


Director

National Institute of Technology
 Tiruchirappalli-620 015
 Tamil Nadu, India

National Institute of Technology, Tiruchirappalli-620 015

SCHEDULE 3 (c1): UNUTILISED GRANTS FROM UGC, GOVERNMENT OF INDIA AND STATE GOVERNMENTS

	₹	₹
Particulars	2022-23	2021-22
A. Capital Grants : Government of India, MoE		
Balance B/F	0	10 25 18 124
Add : Receipts during the year	26 77 98 169	2 98 03 184
Total (a)	26 77 98 169	13 23 21 308
Less Refunds		
Less : Utilized for Revenue Expenditure	0	0
Less : Utilized for Capital Expenditure	21 40 04 216	13 23 21 308
Total (b)	21 40 04 216	13 23 21 308
Unutilized carried forward (a-b)	5 37 93 953	
B. UGC Grants : Plan		
Balance B/F	0	0
Add : Receipts during the year	0	0
Total (c)	0	0
Less Refunds		
Less : Utilized for Revenue Expenditure	0	0
Less : Utilized for Capital Expenditure	0	0
Total (d)	0	0
Unutilized carried forward (c-d)	0	0
C. Govt. of India, MoE Grants: Revenue		
Balance B/F	0	0
Add : Receipts during the year (Grant)	201 90 61 844	175 81 53 787
Total (e)	201 90 61 844	175 81 53 787
Less : Surplus IRG of earlier years transfer to Capital Fund, if any		
Less : Utilized for Revenue Expenditure	201 90 61 844	175 81 53 787
Less : Utilized for Capital Expenditure	0	0
Total (f)	201 90 61 844	175 81 53 787
Unutilized carried forward (e-f)	0	0
D. Plan Grants : Government of India		
Balance B/F	0	0
Add : Receipts during the year	0	0
Total (g)	0	0
Less Refunds		
Less : Utilized for Revenue Expenditure	0	0
Less : Utilized for Capital Expenditure	0	0
Total (h)	0	0
Unutilized carried forward (g-h)	0	0
* GRAND TOTAL (A+B+C+D)	5 37 93 953	0


 Registrar / REGISTRAR
 National Institute of Technology
 Tiruchirappalli - 620 015.
 Tiruchirappalli - 620 015.
 Tamil Nadu / Tamilnadu


 Director
 National Institute of Technology
 Tiruchirappalli - 620 015
 Tamil Nadu. india

National Institute of Technology, Tiruchirappalli-620 015

SCHEDULE 5 (a2): UNUTILISED GRANTS FROM UGC, GOVERNMENT OF INDIA AND STATE GOVERNMENTS - OBJECT HEADWISE & IRG

Particulars	2022-23	2021-22
A. Capital Grants : Government of India, MoE (OH-35):		
Balance B/F	0	10 25 18 124
Add : Receipts during the year	26 77 98 169	2 98 03 184
Total (a)	26 77 98 169	13 23 21 308
Less Refunds		
Less : Utilized for Revenue Expenditure	0	0
Less : Utilized for Capital Expenditure	21 40 04 216	13 23 21 308
Total (b)	21 40 04 216	13 23 21 308
Unutilized carried forward (a-b) (OH-35)	53793953	0
B. Govt. of India, MoE Grants : Revenue (OH-36):		
Balance B/F	0	0
Add : Receipts during the year (Grant)	111 52 53 007	98 89 84 394
Total (c)	111 52 53 007	98 89 84 394
Less : Utilized for Revenue Expenditure	111 66 09 405	100 55 95 375
Less : Utilized for Capital Expenditure	0	0
Total (d)	111 66 09 405	100 55 95 375
Unutilized carried forward (c-d) (OH 36)	- 13 56 398	-1 66 10 981
Deficit balance adjusted in IRG	13 56 398	1 66 10 981
Unutilized carried forward (OH-36)	0	0
C. Govt. of India, MoE Grants: Revenue (OH-31):		
Balance B/F	0	0
Add : Receipts during the year (Grant)	90 38 08 837	76 91 69 393
Total (e)	90 38 08 837	76 91 69 393
Less : Surplus IRG transfer to Capital Fund, if any	0	0
Less : Utilized for Revenue Expenditure	106 03 52 247	103 02 16 220
Less : Utilized for Capital Expenditure	0	0
Total (f)	106 03 52 247	103 02 16 220
Unutilized carried forward (e-f) (OH 31)	-15 65 43 410	-26 10 46 827
Deficit balance adjusted in IRG	15 65 43 410	26 10 46 827
Unutilized carried forward	0	0
Total of Unutilized Grant (OH 35,36 & 31)	53793953	0
Total of Deficit balance adjusted in IRG (OH 36 & 31)	15 78 99 808	27 76 57 808
D. IRG Account:		
IRG Receipts during the year	104 43 85 605	78 47 31 585
Deficit balance under OH-31 an OH-36 adjusted in IRG (G)	15 78 99 808	27 76 57 808
Change in Actuary Valuation effect in Retirement Benefits Sch (G)	-9 66 67 509	0
Net Deficit in OH-31 & OH-36	6 12 32 299	27 76 57 808
Less : IRG Utilization during the year:		
Net Deficit in OH-31 & OH-36 as above	6 12 32 299	27 76 57 808
Utilized for Capital Expenditure-CFWD	64 10 200	38 42 80 299
Utilized for Capital Expenditure HEFA Loan Repayment	7 29 70 000	6 22 85 000
Utilized for Capital Expenditure(Asset Purchase)	2 69 42 172	3 45 29 258
Transfer to Corpus Fund	8 93 00 000	8 97 00 000
Total IRG Utilization during the year	25 68 54 671	84 84 52 365
Surplus IRG (Excluding Depreciation)	78 75 30 934	-6 37 20 780
Depreciation for the year	28 60 21 786	37 42 71 470


REGISTRAR
 National Institute of Technology
 Tiruchirappalli - 620 015
 Tamil Nadu


Director
 National Institute of Technology
 Tiruchirappalli-620 015
 Tamil Nadu, India

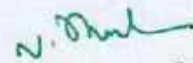
National Institute of Technology, Tiruchirappalli-620 015
SCHEDULE 4: FIXED ASSETS

Sl.No.	Assets Heads	Gross Block				Depreciation for the year 2022-23				Net Block	
		Op Balance 01.04.2022	Additions	Deductions	Cl Balance 31-03-2023	Dep Opening Balance	Depreciation for the year	Deductions/ Adjustment	Total Depreciation	31-03-2023	31-03-2022
1	Land	47 09 795	0	0	47 09 795	0	0	0	0	47 09 795	47 09 795
2	Site Development	0	0	0	0	0	0	0	0	0	0
3	Buildings	3 28 06 50 968	1 54 14 356	0	3 29 60 65 324	61 50 32 918	6 61 76 704	0	68 12 09 622	2 61 48 55 702	2 66 56 18 050
4	Roads & Bridges	4 67 95 899	0	0	4 67 95 899	64 87 702	9 35 917	0	74 23 619	3 93 72 280	4 03 08 197
5	Tubewells & Water Supply	4 96 17 864	3 10 064	0	4 99 27 928	74 50 420	9 98 557	0	84 48 977	4 14 78 951	4 21 67 444
6	Sewage & Drainage	7 73 19 450	0	0	7 73 19 450	1 01 27 873	15 46 390	0	1 16 74 263	6 56 45 187	6 71 91 577
7	Electrical Installation and Equipment	36 91 93 916	81 12 302	0	37 73 06 218	12 72 54 698	1 88 65 311	0	14 61 20 009	23 11 86 209	24 19 39 218
8	Plant & Machinery	11 46 95 898	7 70 866	0	11 54 66 764	3 47 77 638	57 73 337	0	4 05 50 995	7 49 15 769	7 99 18 240
9	Scientific & Laboratory Equipments	2 06 56 71 926	6 32 82 562	0	2 12 89 54 489	1 30 16 68 031	12 59 13 792	0	1 42 75 81 823	70 13 72 666	76 40 03 895
10	Office Equipments	7 45 31 642	5 92 905	0	7 51 24 547	5 91 61 578	33 43 565	0	6 25 05 143	1 26 19 404	1 53 70 064
11	Audio Visual Equipments	2 14 68 592	99 38 531	0	3 14 07 123	82 26 131	26 33 786	0	1 08 59 917	2 05 47 206	1 32 42 461
12	Computers & Peripherals	40 94 38 301	2 66 91 655	0	43 61 29 956	34 39 92 923	3 08 72 996	0	37 48 65 919	6 12 64 037	6 54 45 378
13	Furniture, Fixtures & Fittings	19 06 27 940	21 99 106	0	19 28 27 046	11 41 23 574	1 11 39 541	0	12 52 63 115	6 75 63 931	7 65 04 366
14	Vehicles	1 47 79 668	0	0	1 47 79 668	1 07 10 292	10 16 202	0	1 17 26 494	30 53 174	40 69 376
15	Lib.Books & Scientific Journals	6 49 61 973	11 78 898	0	6 61 40 871	4 96 59 066	45 56 464	0	5 42 45 530	1 18 95 341	1 53 02 907
16	Small Value Assets	35 689	73 870	0	1 09 559	35 689	73 870	0	1 09 559	0	0
	Total (A)	678 44 99 521	12 85 65 115	0	691 30 64 637	268 87 08 553	27 38 76 432	0	296 25 84 985	395 04 79 652	409 57 90 968
17	Capital Work in Progress (B)	74 22 89 670	36 69 03 381	1 57 01 974	109 34 91 277	0	0	0	0	109 34 91 277	74 22 89 670
Sl.No.	Intangible Assets	Op Balance 01.04.2022	Additions	Deductions	Cl Balance 31-03-2023	Total Amortization	Amortization for the year	Deductions/ Adjustment	Total Amortization	31-03-2023	31-03-2022
18	Computer Software(Incl. SIEMENS)*	99 76 79 334	1 00 99 206	0	1 00 77 78 540	98 75 29 035	1 10 78 358	0	99 86 07 393	91 71 147	1 01 50 299
19	E-journals	5 24 64 957	1 51 728	0	5 26 16 685	5 05 39 424	14 01 002	0	5 19 40 426	6 76 259	19 25 833
20	Patents	64 05 601	11 42 564	0	75 48 165	20 46 391	8 38 686	0	28 85 077	46 63 088	43 59 210
21	SIEMENS' IP	5 14 88 606	0	0	5 14 88 606	2 28 83 824	57 20 956	0	2 86 04 780	2 28 83 826	2 86 04 782
	Total (C)	110 80 38 498	1 13 93 498	0	111 94 31 996	106 29 98 674	1 90 39 002	0	108 20 37 676	3 73 94 320	4 50 39 824
	Grand Total (A+B+C)	863 48 27 689	50 68 62 194	1 57 01 974	912 59 87 910	375 17 07 227	29 29 15 434	0	404 46 22 661	508 13 65 249	488 31 20 462

Note: The figure in column 'Deductions' under Gross Block against Small Capital Work in Progress represents the transfer from Work in Progress to Assets during the year.

The figure in column 'Additions' during the year under Gross Block against Assets 1 to 17 include transfer from Work in Progress during the year, as well as further acquisitions during the year.

* Scientific & Laboratory Equipments Depreciation includes 3031000 Assets Depreciation for the Year of Rs.68,93,648/-.


 Registrar (i/c) - 12
 National Institute of Technology
 Tiruchirappalli - 620 015,
 Tamil Nadu, India



 Director
 National Institute of Technology
 Tiruchirappalli-620 015
 Tamil Nadu, India

National Institute of Technology, Tiruchirappalli-620 015
SCHEDULE 4(a): FIXED ASSETS - Capital Grant & IRG

SL.No.	Assets Heads	Gross Block			Depreciation for the year 2022-23				Net Block		
		Op Balance 01.04.2022	Additions	Deductions	Cl Balance 31-03-2023	Dep Opening Balance	Depreciation for the year	Deductions/ Adjustment	Total Depreciation	31-03-2023	31-03-2022
1	Land	47 09 795	0	0	47 09 795	0	0	0	0	47 09 795	47 09 795
2	Site Development	0	0	0	0	0	0	0	0	0	0
3	Buildings	328 06 50 968	1 54 14 356	0	329 60 65 324	61 50 32 918	6 61 76 704	0	68 12 09 622	2 61 48 55 702	2 66 56 18 050
4	Roads & Bridges	4 67 95 899	0	0	4 67 95 899	64 87 702	9 35 917	0	74 23 619	3 93 72 280	4 03 08 197
5	Tubewells & Water Supply	4 96 17 864	3 10 064	0	4 99 27 928	74 50 420	9 98 557	0	84 48 977	4 14 78 951	4 21 67 444
6	Sewage & Drainage	7 73 19 450	0	0	7 73 19 450	1 01 27 873	15 46 390	0	1 16 74 263	6 56 45 187	6 71 91 577
7	Electrical Installation and Equipment	36 91 21 886	81 12 302	0	37 72 34 188	12 72 36 688	1 88 61 709	0	14 60 98 397	23 11 35 791	24 18 85 198
8	Plant & Machinery	11 45 27 748	7 70 866	0	11 52 98 614	3 47 52 434	57 64 929	0	4 05 17 363	7 47 81 251	7 97 75 314
9	Scientific & Laboratory Equipments	196 77 00 631	6 32 82 562	0	203 09 83 194	126 88 00 673	11 80 76 088	0	138 68 76 761	64 41 06 433	69 88 99 958
10	Office Equipments	7 45 31 642	5 92 905	0	7 51 24 547	5 91 61 578	33 43 565	0	6 25 05 143	1 26 19 404	1 53 70 064
11	Audio Visual Equipments	2 13 73 033	99 38 531	0	3 13 11 564	81 90 296	26 26 619	0	1 08 16 915	2 04 94 649	1 31 82 737
12	Computers & Peripherals	40 89 96 310	2 66 91 655	0	43 56 87 965	34 35 92 669	3 07 84 598	0	37 43 77 267	6 13 10 698	6 54 03 641
13	Furniture, Fixtures & Fittings	19 04 39 940	21 99 106	0	19 26 39 046	11 40 38 974	1 11 25 441	0	12 51 64 415	6 74 74 631	7 64 00 966
14	Vehicles	1 47 34 008	0	0	1 47 34 008	1 06 87 462	10 11 636	0	1 16 99 098	30 34 910	40 46 546
15	Lib.Books & Scientific Journals	6 49 61 973	11 78 898	0	6 61 40 871	4 96 59 066	45 86 464	0	5 42 45 530	1 18 95 341	1 53 02 907
16	Small Value Assets	35 689	73 870	0	1 09 559	35 689	73870	0	1 09 559	0	0
	Total (A)	668 55 16 836	128565115	0	681 40 81 952	265 82 54 442	26 59 12 487	0	292 11 66 929	389 29 15 023	403 02 62 394
17	Capital Work in Progress (B)	74 22 89 670	36 69 03 581	1 57 01 974	109 34 91 277	0	0	0	0	1 09 34 91 277	74 22 89 670
SL.No.	Intangible Assets	Op Balance 01.04.2022	Additions	Deductions	Cl Balance 31-03-2023	Amortized Op Balance	Amortization for the year	Deductions/ Adjustment	Total Amortization	31-03-2023	31-03-2021
18	Computer Software	15 84 62 061	1 00 99 206	0	16 85 61 267	14 83 11 762	1 10 78 358	0	15 93 90 120	91 71 147	1 01 50 299
19	E-Journals	5 24 64 957	1 51 728	0	5 26 16 685	5 05 39 424	1401002	0	5 19 40 426	6 76 259	19 25 333
20	Patents	64 05 601	11 42 564	0	75 48 165	20 46 391	8 38 686	0	28 85 077	46 63 088	43 59 210
21	SIEMENS IP	5 14 88 606	0	0	5 14 88 606	2 28 83 824	57 20 956	0	2 86 04 780	2 28 83 826	2 86 04 782
	Total (C)	26 88 21 223	1 13 93 498	0	28 02 14 723	22 37 81 401	1 90 39 002	0	24 28 20 403	8 73 94 320	4 50 39 824
	Grand Total (A+B+C)	769 66 27 731	30 68 62 194	1 57 01 974	818 77 87 952	287 90 35 843	28 49 51 489	0	316 39 87 532	502 38 00 620	481 75 91 888

Note: The figure in column 'Deductions' under Gross Block against head Capital Work in Progress represents the transfer from Work in Progress to Assets during the year.

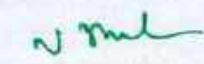
The figure in column 'Additions' during the year under Gross Block against Assets 1 to 14 include transfer from Work in Progress during the year, as well as further acquisitions during the year.


 Registrar (i/c)
 कुलसचिव / REGISTRAR
 राष्ट्रीय प्रौद्योगिकी संस्थान / National Institute of Technology
 तिरुचिरापल्ली-620 094 / Tiruchirappalli - 620 015,
 तमिलनाडु / Tamilnadu


 Director
 NIT-Tiruchirappalli
 Director
 National Institute of Technology
 Tiruchirappalli-620 015
 Tamil Nadu, India

National Institute of Technology, Tiruchirappalli-620 015
SCHEDULE 4 (b): FIXED ASSETS-OTHERS (Sponsored Projects)


Sl.No.	Assets Heads	Gross Block			Depreciation for the year 2022-23				Net Block		
		Op Balance 01.04.2022	Additions	Deductions	Cl Balance 31-03-2023	Dep Opening Balance	Depreciation for the year	Deductions/ Adjustment	Total Depreciation	31-03-2023	31-03-2022
1	Land	0	0	0	0	0	0	0	0	0	0
2	Site Development	0	0	0	0	0	0	0	0	0	0
3	Buildings	0	0	0	0	0	0	0	0	0	0
4	Roads & Bridges	0	0	0	0	0	0	0	0	0	0
5	Tubewells & Water Supply	0	0	0	0	0	0	0	0	0	0
6	Sewage & Drainage	0	0	0	0	0	0	0	0	0	0
7	Electrical Installation and Equipment	72 030	0	0	72 030	18 010	3 602	0	21 612	50 418	54 020
8	Plant & Machinery	1 68 150	0	0	1 68 150	25 224	8 408	0	33 632	1 34 518	1 42 926
9	Scientific & Laboratory Equipments	9 79 71 295	0	0	9 79 71 295	3 28 67 358	78 37 704	0	4 07 05 062	5 72 66 233	6 51 03 937
10	Office Equipments	0	0	0	0	0	0	0	0	0	0
11	Audio Visual Equipments	95 559	0	0	95 559	35 835	7 167	0	43 002	52 557	59 724
12	Computers & Peripherals	4 41 991	0	0	4 41 991	4 00 254	88 398	0	4 88 652	46 661	41 737
13	Furniture, Fixtures & Fittings	1 88 000	0	0	1 88 000	84 600	14 100	0	98 700	89 300	1 03 400
14	Vehicles	45 660	0	0	45 660	22 830	4 566	0	27 396	18 264	22 830
15	Lib.Books & Scientific Journals	0	0	0	0	0	0	0	0	0	0
16	Small Value Assets	0	0	0	0	0	0	0	0	0	0
Total (A)		9 89 82 685	0	0	9 89 82 685	3 34 54 111	79 63 945	0	4 14 18 056	5 75 64 629	6 55 28 574
17	Capital Work in Progress (B)	0	0	0	0	0	0	0	0	0	0
Sl.No.	Intangible Assets	Op Balance 01.04.2022	Additions	Deductions	Cl Balance 31-03-2023	Amort. Op Balance	Amorti. for the year	Deductions/ Adjustment	Total Amortization	31-03-2023	31-03-2022
18	Computer Software (SIEMENS)	83 92 17 273	0	0	83 92 17 273	83 92 17 273	0	0	83 92 17 273	0	0
19	E-journals	0	0	0	0	0	0	0	0	0	0
20	Patents	0	0	0	0	0	0	0	0	0	0
21	SIEMENS IP	0	0	0	0	0	0	0	0	0	0
Total (C)		83 92 17 273	0	0	83 92 17 273	83 92 17 273	0	0	83 92 17 273	0	0
Grand Total (A+B+C)		93 81 99 958	0	0	93 81 99 958	87 26 71 384	79 63 945	0	88 06 35 329	5 75 64 629	6 55 28 574


 Registrar (i/c)
 NIT, Tiruchirappalli
कुलसचिव/REGISTRAR
 राष्ट्रीय प्रौद्योगिकी संस्थान/National Institute of Technology
 तिरुचिरापल्ली-620 015/Tiruchirappalli - 620 015.
 तमिलनाडु/Tamilnadu


 Director
 NIT-Tiruchirappalli
Director
National Institute of Technology
 Tiruchirappalli-620 015
 Tamil Nadu, India

National Institute of Technology, Tiruchirappalli-620 015
SCHEDULE 5 : INVESTMENTS FROM EARMARKED/ENDOWMENT FUNDS

Sl. No.	Particulars	2022-23	2021-22
1	In Central Government Securities	0	0
2	In State Government Securities	0	0
3	Other approved Securites	0	0
4	Shares	0	0
5	Debentures and Bonds	0	0
6	Term Deposits with Banks	206 60 16 829	185 33 67 167
7	Others (to be specified)	0	0
	Total	206 60 16 829	185 33 67 167


 Registrar (i/c)
 REGISTRAR
 कुलपति/Registrar
 राष्ट्रीय प्रौद्योगिकी संस्थान/National Institute of Technology
 तिरुचिरापल्ली-620 015/Tiruchirappalli-620 015.
 तमिलनाडु/Tamilnadu


 Director
 NIT-Tiruchirappalli
 Director
 National Institute of Technology
 Tiruchirappalli-620 015
 Tamil Nadu, India

National Institute of Technology, Tiruchirappalli-620 015

SCHEDULE 5 (a): INVESTMENTS FROM EARMARKED/ENDOWMENT FUNDS (FUND WISE)

		₹	₹
Sl.No.	Particulars	2022-23	2021-22
1	Corpus Fund Investments	197 81 57 642	176 84 45 125
2	Staff Development Fund Investments	2 88 69 221	2 71 54 547
3	Maintenance Fund Investments	12 06 288	11 68 956
4	Depreciation Fund Investments	12 06 288	11 68 956
5	Student Welfare Fund Investments	1 80 94 305	1 75 34 311
6	Research Park Fund (it was as ECC Fund in 2021-22)	1 83 81 788	1 78 03 976
7	AIRC Fund Investments	52 00 000	52 00 000
8	Endowment Fund/80Batch Investments	1 49 01 297	1 48 91 297
Total		206 60 16 829	185 33 67 167

N. Shan

Registrar (i/c)

NIT-Tiruchirappalli

कुलसचिव/REGISTRAR

राष्ट्रीय प्रौद्योगिकी संस्थान/National Institute of Technology

तिरुचिरापल्ली-620 015/Tiruchirappalli - 620 015.

- तमिलनाडु/Tamilnadu -

Ashu

Director

NIT-Tiruchirappalli

- Director

National Institute of Technology

Tiruchirappalli-620 015

Tamil Nadu, India

National Institute of Technology, Tiruchirappalli-620 015

SCHEDULE 6 : INVESTMENTS - OTHERS

Sl.No.	Particulars	₹	
		2022-23	2021-22
1	In Central Government Securities	0	0
2	In State Government Securities	0	0
3	Other approved Securites	0	0
4	Shares	0	0
5	Debentures and Bonds	0	0
6	Others (to be specified)	0	0
	Total	0	0

v. Shan
Registrar (i/c)

NIT-Tiruchirappalli
कुलसचिव/REGISTRAR
राष्ट्रीय प्रौद्योगिकी संस्थान/National Institute of Technology
तिरुचिरापल्ली-620 015/Tiruchirappalli - 620 015.
तमिलनाडु/Tamilnadu

Shub
Director
NIT-Tiruchirappalli

Director
National Institute of Technology
Tiruchirappalli-620 015
Tamil Nadu, India

National Institute of Technology, Tiruchirappalli-620 015

SCHEDULE 7 : CURRENT ASSETS

Particulars	₹	₹
	2022-23	2021-22
1. Stock		
a) Stores and Spares	0	0
b) Loose Tools	0	0
c) Publications	0	0
d) Laboratory chemicals, Consumables and glass ware	0	0
e) Building Material	0	0
f) Electrical Material	0	0
g) Stationery	0	0
h) Water supply Materials	0	0
2. Sundry Debtors		
a) Debts Outstanding for a period of exceeding six months	0	0
b) Others	10 91 92 419	2 96 59 506
3. Cash and bank Balances (including .Stamp on Hand)		
Stamp on Hand :	1 63 313	1 46 017
a) With Scheduled Banks:-		
- In Current Accounts	1 91 97 930	1 95 68 978
- In Term Deposit Accounts	253 83 53 861	200 80 06 522
- In Savings Accounts	36 87 57 020	38 93 10 505
b) With Non-Scheduled Banks:-		
- In Term Deposit Accounts	0	0
- In Savings Accounts	0	0
4. Post Office-Savings Accounts	0	0
Total	303 56 64 544	244 66 91 528

N. Shankar

Registrar (i/c)
NTT-Tiruchirappalli

कुलसचिव/REGISTRAR
राष्ट्रीय प्रौद्योगिकी संस्थान/National Institute of Technology
तिरुचिरापल्ली-620 015/Tiruchirappalli - 620 015.
तमिलनाडु/Tamilnadu

Shankar


Director
NTT-Tiruchirappalli

Director
National Institute of Technology
Tiruchirappalli-620 015
Tamil Nadu, India

National Institute of Technology, Tiruchirappalli-620 015

SCHEDULE 7 : ANNEXURE A

Sl.No	Head of Account	Name of the Bank	A/C - No.	Institute	R&C	Amount as on 31-03-2023
I. Savings Bank Account						
1	PLAN Account	SBI, NITT	10023882957	15 81 98 185	0	15 81 98 185
2	NON PLAN Account	SBI, NITT	10023882946	5 11 45 939	0	5 11 45 939
3	CANARA Bank Account	Canara Bank, Thuvakudi	1285101036127	2 60 688	0	2 60 688
4	CORPUS and Other Funds Account	SBI, NITT	10023883097	48 60 058	0	48 60 058
5	SCHOLARSHIPS Account	SBI, NITT	10023883019	39 83 747	0	39 83 747
6	HP Account (Balance & Demand Remittance A/c)	SBI, NITT	30165680347	10 000	0	10 000
7	TEQIP Account	SBI, NITT	10023883009 (closed)	0	0	0
8	ECC Account	SBI, NITT	10023883064	0	3 52 94 812	3 52 94 812
9	ICSR Account	SBI, NITT	40853514994	0	70 98 186	70 98 186
10	Research & Development Funds	SBI, NITT	10023883042	0	4 73 07 264	4 73 07 264
11	Research Management Fund(1)	SBI, NITT	33076404999	0	1 00 01 961	1 00 01 961
12	Research Management Fund(2)	SBI, NITT	41736849805	0	24 09 147	24 09 147
13	SERB Account	SBI, NITT	39350593762	0	3 28 60 494	3 28 60 494
14	ISRO - STIC Account	SBI, NITT	39350695374	0	33 33 168	33 33 168
15	CSR Account	SBI, NITT	40853222118	0	5 71 665	5 71 665
16	SPARC Account	SBI, NITT	40853517112	0	31 88 741	31 88 741
17	DEFENCE Account	SBI, NITT	40853517837	0	81 81 293	81 81 293
18	DST Account	SBI, NITT	40853517485	0	2 621	2 621
19	UGC Account	SBI, NITT	40853516720	0	47 056	47 056
I. Savings Bank Account Total				21 84 60 617	15 02 96 403	36 87 57 020
II. Current Account						
1	Service Tax Account	SBI, NITT	34837295014	0	56 42 614	56 42 614
2	Conference Consultancy Account	SBI, NITT	38322028974	0	71 43 754	71 43 754
3	SERB Current Account	SBI, NITT	38861825683 (SB A/c closed)	0	0	0
4	Student Fee Account	SBI, NITT	35821815354	10 000	0	10 000
5	Foreign Exchange Transactions Account	SBI, NITT	10891414445	12 86 501	0	12 86 501
6	EIGHTY BATCH CHAIR FUND Account	SBI, NITT	36736417068	34 10 604	0	34 10 604
7	PG Fees Account	SBI, NITT	38127411828	3 12 905	0	3 12 905
8	Other Fees Account	SBI, NITT	38127412035	12 806	0	12 806
9	Canara Bank Escrow Principal Account	Canara Bank, Thuvakudi	3314201000215	3 65 540	0	3 65 540
10	Canara Bank Escrow Interest Account	Canara Bank, Thuvakudi	3314201000216	0	0	0
11	PFMS - TSA (RBI Assignment A/c)	RBI	10681401001	0	0	0
12	Canara Bank (FMRF A/c)	Canara Bank, Thuvakudi	110049370885	0	0	0
13	NITT NMIECT	ICICI	400401000533	0	0	0
14	AHC Account	SBI, NITT	37836124626	10 13 205	0	10 13 205
15	CSAB 2019 - 311 Account	SBI, NITT	3837109811 (closed)	0	0	0
16	CSAB 2019 - 220 Account	SBI, NITT	3837109820 (closed)	0	0	0
II. Current Account Total				64 11 562	1 27 86 368	1 91 97 930
III. Term Deposits with Schedule Banks						
#	IRG Deposits (in Plan a/c)	SBI, NITT	TDR	1 74 61 801	0	1 74 61 801
#	IRG Deposits (in HEFA a/c)	SBI, HEK	TDR	4 14 56 374	0	4 14 56 374
#	Canara Bank Escrow Principal Account	Canara Bank, Thuvakudi	TDR	19 76 31 987	0	19 76 31 987
#	IRG Deposits (in Non-Plan A/c including Rs.25000 BG)	SBI, NITT	TDR	161 56 97 300	0	161 56 97 300
#	PG Fees Account Deposits (TDR)	SBI, NITT	TDR	45 36 00 000	0	45 36 00 000
#	PG Fees Account Deposits (MOD)	SBI, NITT	MOD	4 55 14 639	0	4 55 14 639
#	R & C Funds	SBI, NITT	TDR	0	13 19 91 760	13 19 91 760
#	ECC Funds	SBI, NITT	TDR	0	3 50 00 000	3 50 00 000
#	CSAB 2019 Deposits	SBI, NITT	(closed)	0	0	0
Term Deposits with Schedule Banks Total				237 13 62 101	16 69 91 760	253 83 53 861
Grand Total				259 62 34 280	33 00 74 532	292 63 08 812


 Registrar (i/c)
 NIT-Tiruchirappalli
कुलसचिव/REGISTRAR
 राष्ट्रीय प्रौद्योगिकी संस्थान/National Institute of Technology
 तिरुचिरापल्ली-620 015/Tiruchirappalli - 620 015.
 तमिलनाडु/Tamilnadu



 Director
 NIT-Tiruchirappalli
Director
National Institute of Technology
 Tiruchirappalli-620 015
 Tamil Nadu, India

National Institute of Technology, Tiruchirappalli-620 015

SCHEDULE 8 : LOANS, ADVANCES & DEPOSITS

	₹	₹
Particulars	2022-23	2021-22
1. Advance to Employees (Non-Interest Bearing)		
a) Salary	0	0
b) Festival	4 050	7 200
c) LTC	0	1 11 750
d) Medical Advance	2 19 602	2 98 590
e) Other (to be specified)	0	0
2. Long Term Advance to Employees (Interest Bearing)		
a) Vehicles Loan	9 81 810	11 88 981
b) Home Loan	0	0
c) Other (to be specified) -Computer Loan	11 77 792	15 01 578
3. Advances and Other amount recoverable in Cash or in kind or for Value to be received:		
a) On Capital Account- Deposits with CPWD @	41 36 73 307	54 01 66 688
b) To Suppliers	7 32 009	9 47 090
c) Other (to be specified)-Contingency - Institute and R&C	17 55 546	9 69 391
4. Prepaid Expenses		
a) Insurance	27 29 649	27 36 074
b) Other Expenses	1 36 55 911	2 56 84 412
5. Deposits		
a) Telephone	1 03 079	1 03 079
b) Lease Rent	0	0
c) Electricity	88 17 949	69 51 939
d) AICTE, if applicable	0	0
f) Others (to be specified)	0	0
6. Income Accrued:		
a) On Investments from Earmarked/Endowment Funds	14 38 43 281	4 76 59 909
b) On Investment Others	6 00 85 344	3 68 28 405
c) On Loans and Advances	0	0
d) Others (includes income due unrealized) CSAB 2019 Investment	0	28 37 701
7. Other-Current Assets receivable from UGC/Sponsored Projects		
a) Debit Balances in Sponsored Projects	0	37 61 839
b) Debit Balances in Fellowship & Scholarship(QIP)	0	0
c) Grants Receivables	0	0
d) Other Receivables	35 66 290	1 14 30 166
8. Claims Receivables (IT TDS)	37 47 506	30 21 520
Total	65 50 93 125	68 62 06 312

② Note: In Form-65 (March 2023) of CPWD an amount of Rs.3,02,97,750/- is shown as payable by NITT to CPWD in connection with an Arbitration case for which NITT has filed a Money Suit on CPWD in January 2023. Against a cancelled Solar Project Balance amount payable by CPWD is Rs.1,38,75,058 which is not appearing in their Form-65. For this Rs.1,58,75,058/- vide letter No.24(1)/2022-23/295 dated 06-07-2022 CPWD has confirmed this balance as refundable to NITT.


 REGISTRAR
 National Institute of Technology
 Tiruchirappalli - 620 015.
 Tamil Nadu


 DIRECTOR
 National Institute of Technology
 Tiruchirappalli-620 015
 Tamil Nadu, India

**SCHEDULES FORMING PART
OF
INCOME AND EXPENDITURE ACCOUNT**

National Institute of Technology, Tiruchirappalli-620 015
SCHEDULE 9 : ACADEMIC RECEIPTS

Particulars	2022-23	2021-22
Fees from Students		
Academic		
1. Tuition Fee (including share of corpus fund - Rs.7,75,00,000)	59 44 50 643	48 76 10 618
2. Admission Fee	47 11 200	46 52 000
3. Enrolement Fee / Convocation Fee	73 17 100	95 95 150
4. Library Admission Fee	2 28 10 901	2 17 20 950
5. Laboratory Fee / Computer Fee	2 13 28 269	2 36 57 012
6. Art & Craft Fee / Sports Fee	1 93 64 834	96 92 963
7. Registration Fee	30 86 210	29 48 147
8. Syllabus Fee/ MBA Fee	63 10 515	71 57 169
Total (A)	67 93 79 672	56 70 34 009
Examinations		
1. Admission Test Fee	0	0
2. Annual Examination Fee	1 34 64 050	1 25 01 969
3. Mark Sheet, Certificate Fee	0	8 000
4. Entrance Examination Fee	0	0
Total (B)	1 34 64 050	1 25 09 969
Other Fees		
1. Identity Card Fee	0	0
2. Fine / Miscellaneous Fee	66 45 917	64 31 150
3. Medical Fee	6 43 650	5 65 300
4. Transportation Fee/Bus Fare Collection	3 37 975	1 50 435
5. Hostel Fee	0	0
Total (C)	76 27 542	71 46 885
Sale of Publications		
1. Sale of Admission forms	13 90 150	17 57 401
2. Sale of Syllabus and Question Paper, etc.	0	0
3. Sale of Prospectus including Admission Forms	0	0
Total (D)	13 90 150	17 57 401
Other Academic Receipts		
1. Registration fee for Workshops, Programmes	0	0
2. Registration fee (Academic Staff College)	0	0
3. Campus Development Fee (including share of Corpus Fund Rs.1.18,00,000)	2 39 36 515	2 25 72 000
Total (E)	2 39 36 515	2 25 72 000
Grand Total (A+B+C+D+E)	72 57 97 929	61 10 20 264

National Institute of Technology, Tiruchirappalli-620 015
SCHEDULE 10 : GRANTS/ SUBSIDIES (IRREVOCABLE GRANTS RECEIVED)


Particulars	CAPITAL			Total Capital	REVENUE	2022-23	2021-22
	Govt.of India MoE	UGC			Govt.of India MoE		
		Capital	Specific Schemes				
Balance B/F	0	0	0	0	0	0	10 25 18 124
Add : Receipts during the year:							
Total Grant Sanctioned during the year (a)	26 78 00 000	0	0	26 78 00 000	2 02 09 11 400	2 28 87 11 400	1 92 41 93 669
Less: Grant Lapsed during the year (b)	1 831	0	0	1 831	18 49 556	18 51 387	13 62 36 698
Net Grant Received (a-b)	26 77 98 169	0	0	26 77 98 169	2 01 90 61 844	2 28 68 60 013	1 78 79 56 971
Interest Income	0	0	0	0	0	0	0
Total	26 77 98 169	0	0	26 77 98 169	2 01 90 61 844	2 28 68 60 013	1 89 04 75 095
Less : Surplus IRG 2018-19 transfer to Capital Fund	0	0	0	0	0	0	0
Balance	26 77 98 169	0	0	26 77 98 169	201 90 61 844	228 68 60 013	189 04 75 095
Less : Utilised for Capital Expenditure (A)	21 40 04 216	0	0	21 40 04 216	0	21 40 04 216	13 23 21 308
Balance	5 37 93 953	0	0	5 37 93 953	201 90 61 844	207 28 55 797	175 81 53 787
Less : Utilised for Revenue Expenditure (B)	0	0	0	0	201 90 61 844	201 90 61 844	175 81 53 787
Balance C/F (C)	5 37 93 953	0	0	5 37 93 953	0	0	0

A- Appears as addition to Capital Fund as well as additions to Fixed Assets during the year.


B- Appears as income in the Income & Expenditure Account.

C. i. Appears under Current Liabilities in the Balance Sheet and will become the opening balance next year.

ii. Represented by Bank balances, Investments and Advances on the assets side.


Registrar (i/c)
NIT-Tiruchirappalli
TAMIL NADU

राष्ट्रीय प्रौद्योगिकी संस्थान, तिरुचिरापल्ली, National Institute of Technology
तिरुचिरापल्ली-६२० ०१५/Tiruchirappalli - 620 015.
तमिलनाडु/Tamilnadu


Director
NIT-Tiruchirappalli

Director
National Institute of Technology
Tiruchirappalli-620 015
Tamil Nadu, India

National Institute of Technology, Tiruchirappalli-620 015

SCHEDULE 11 : INCOME FROM INVESTMENTS

Particulars	Earmarked / Endowment Funds		Other investments	
	2022-23	2021-22	2022-23	2021-22
1) Interest				
a) On Government Securities	0	0	0	0
b) Other Bonds/Debentures	0	0	0	0
2) Interest on Term Deposits	99 05 622	4 18 88 617	10 28 43 929	6 96 50 006
3) Income accrued but not due on Term Deposits/Interest bearing advance to employee	9 61 83 372	4 76 59 909	0	0
4) Interest on Savings Bank Accounts	1 13 664	2 54 213	0	0
5) Others (Specify)	0	0	0	0
Total	10 62 02 658	8 98 02 739	10 28 43 929	6 96 50 006
Transferred to Earmarked / Endowment Funds	10 62 02 658	8 98 02 739	0	0
Balance	0	0	0	0

N. Sankar

Registrar (i/c)

NIT-Tiruchirappalli

कुलसचिव/REGISTRAR

राष्ट्रीय प्रौद्योगिकी संस्थान/National Institute of Technology
तिरुचिरापल्ली-620 015/Tiruchirappalli - 620 015.
तमिलनाडु/Tamilnadu

A. S. Sankar

Director

Director
National Institute of Technology
Tiruchirappalli-620 015
Tamil Nadu, India

National Institute of Technology, Tiruchirappalli-620 015

SCHEDULE 12 : INTEREST EARNED

Particulars	₹	
	2022-23	2021-22
1) On Savings Accounts with Scheduled Banks	29 09 173	72 19 720
2) On Loans		
a) Employee/Staff	2 60 363	5 09 526
b) Others	0	0
3) On Debtors, EB (SD) and Other Receivables	4 49 219	5 92 634
Total	36 18 755	83 21 880

Registrar (i/c)

NIT-Tiruchirappalli

Registrar/REGISTRAR
National Institute of Technology
Tiruchirappalli-620 015/Tiruchirappalli
Tamil Nadu/Tamilnadu

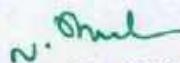
Director

NIT-Tiruchirappalli

Director
National Institute of Technology
Tiruchirappalli-620 015
Tamil Nadu, India

National Institute of Technology, Tiruchirappalli-620 015
SCHEDULE 13 : OTHER INCOME

	₹	₹
Particulars	2022-23	2021-22
A. Income from Land & Building:		
1. Hostel Room Rent	8 82 15 201	3 26 21 821
2. License Fee Qtrs	57 53 450	56 27 545
3. Hire Charges of Auditorium/Play Ground/Convention Centre, Commercial Complex	1 12 18 230	41 77 421
4. Electricity charge recovered	6 71 79 417	2 75 52 410
5. Water charges recovered	31 97 402	20 68 512
Total (A)	17 55 63 700	7 20 47 709
B. Sale of Institute's Publications (B)	0	0
C. Income from Holding Events:		
1. Gross Receipts from Annual Function/Sports Carnival	0	0
Less: Direct Expenditure incurred on the Annual Function/Sports Carnival	0	0
2. Gross Receipts from Fetes	0	0
Less: Direct Expenditure incurred on the Fetes	0	0
3. Gross Receipts from Educational Tours	0	0
Less: Direct Expenditure incurred on the Tours	0	0
4. Others (to be specified and separately disclosed)	0	0
Total (C)	0	0
D. Others:		
1. Income from Consultancy	50 35 874	15 92 492
a) Honorarium to staff	0	0
2. RTI Fees	270	270
3. Income from Royalty	0	0
4. Sale of Application Form (Recruitment)	17 83 443	21 40 165
5. Misc. Receipts (Sale of Tender Form, Waste Paper etc.)	62 01 618	35 13 549
6. Profit on Sale/Disposal of Assets:-		
a) Owned Assets (under buy back purchase)	0	0
b) Assets received Free of Cost	0	0
7. Grants/Donations from Institutions,Welfare Bodies and International Organizations	0	0
8. Other (specify)		
a) Association and cultural fee	1 95 43 054	90 45 250
b) QIP Fellowship from AICTE	0	0
Total (D)	3 25 64 259	1 62 91 725
Grand Total (A+B+C+D)	20 81 27 959	8 83 39 434


कुलसचिव/REGISTRAR
 राष्ट्रीय प्रौद्योगिकी संस्थान, तिरुचिरापल्ली
 तिरुचिरापल्ली-620 015, तमिलनाडु/Tamilnadu


Director
 National Institute of Technology
 Tiruchirappalli-620 015
 Tamil Nadu, India

National Institute of Technology, Tiruchirappalli-620 015

SCHEDULE 14 : PRIOR PERIOD INCOME

Particulars	₹	₹
	2022-23	2021-22
1. Academic Receipts	0	0
2. Income from Investments	0	0
3. Intrest earned	0	0
4. Other Income	39 97 033	74 00 000
Total	39 97 033	74 00 000

N. Omul

Registrar (i/c)

NIT-Tiruchirappalli

कुलसचिव/REGISTRAR
राष्ट्रीय प्रौद्योगिकी संस्थान/National Institute of Technology
तिरुचिरापल्ली-620 015/Tiruchirappalli - 620 015.
तमिलनाडु/Tamilnadu

ghub

Director

NIT-Tiruchirappalli

Director
National Institute of Technology
Tiruchirappalli-620 015
Tamil Nadu, India


National Institute of Technology, Tiruchirappalli-620 015
SCHEDULE 15 : STAFF PAYMENTS & BENEFITS (Establishment Expenses)

Particulars	₹	
	2022-23	2021-22
a) Salaries and Wages	100 22 42 960	90 06 44 660
b) Allowances and Bonus	1 40 83 479	1 52 58 020
c) Contribution to Provident Fund/EPF	25 67 234	3 32 18 502
d) Contribution to Other Fund (NPS)	7 74 84 514	6 49 97 242
e) Staff Welfare Expenses	1 32 525	2 55 220
f) Retirement and Terminal Benefits @	14 74 98 933	592 32 04 128
g) LTC Facility	37 89 467	4 83 726
h) Medical Facility	3 20 21 020	2 43 69 147
i) Children Education Allowance	85 27 000	83 96 000
j) Honorarium	17 97 010	47 38 324
k) Others (Specify) Outsources exp.	13 36 06 099	13 32 48 393
Total	142 37 50 241	710 88 13 362

SCHEDULE 15A : Employees Retirement and Terminal Benefits

Particulars	₹			
	2022-23			
	Pension	Gratuity	Leave Encashment	Total
Opening Balance as on 1st April	467 03 13 242	35 32 09 795	65 41 03 313	567 76 26 350
Addition: Capitalized value of Contributions received from other organizations	23 65 980	0	11 54 868	35 20 848
Total (a)	467 26 79 222	35 32 09 795	65 52 58 181	568 11 47 198
Less : Actual Payment during the year (b)	20 60 50 124	2 02 32 642	1 68 17 135	24 30 99 901
Balance available on 31st March (c) (a-b) @	446 66 29 098	33 29 77 153	63 84 41 046	543 80 47 297
Provision required on 31st March as per valuation (d)	453 72 64 418	36 33 79 796	68 38 35 475	558 44 79 689
A. Provision to be made in the Current year (d-c)	7 06 35 320	3 04 02 643	4 53 94 429	14 64 32 392
B. Contribution to New Pension Scheme				7 74 84 514
C. Medical Reimbursement to Retired Employees				10 58 853
D. Travel to Hometown on Retirement				7 688
E. Provision				
Total (A+B+C+D+E)	7 06 35 320	3 04 02 643	4 53 94 429	22 49 83 447

Note: @ Rs.567.76 Crore - Provision for liability towards Retirement Benefits as per Actuarial Valuation has been created in FY 2021-22 and exhibited in Schedule-3 by debiting the Income & Expenditure Account Schedule-15A. Till FY 2020-21 such provision required was being disclosed under Notes on Accounts only. As on 31.03.2023 the Provision for liability towards Retirement Benefit as per Actuarial Valuation is Rs.558.44 Crore. Accordingly the provision is revised as Rs.558.44 Crores in 2022-23.



REGISTRAR
 National Institute of Technology
 Tiruchirappalli - 620 015,
 Tamil Nadu



Director
 National Institute of Technology
 Tiruchirappalli-620 015
 Tamil Nadu, India

National Institute of Technology, Tiruchirappalli-620 015

SCHEDULE 16 : ACADEMIC EXPENSES

	₹	₹
Particulars	2022-23	2021-22
a) Laboratory Expenses /DOC	75 18 775	40 50 735
b) Field Work / Participation	0	0
c) Seminar / Workshop	10 274	6 002
d) Payment to Visiting Faculty (including Examination related)	1 43 93 507	1 69 21 562
e) Examination	0	0
f) Student Welfare Expenses	2 08 70 899	99 21 728
g) Admission Expenses	14 90 317	1 95 688
h) Convocation Expenses	50 97 201	25 98 621
i) Publications	0	0
j) Stipend / Means-cum-Merit Scholarship	29 02 65 334	32 74 32 614
k) Subscription Expenses E-Journals	4 42 76 471	4 52 11 027
l) Others (Specify)		
a) Siemens COE Research Expenses		
b) Sports & Games, NCC/NSS, etc	47 43 328	2 18 815
Total	38 86 66 106	40 65 56 792


 Registrar (இணைப்பாளர்/REGISTRAR)
 National Institute of Technology
 Tiruchirappalli - 620 015
 Tiruchirappalli - 620 015
 Tamil Nadu/Tamilnadu


 Director
 NIT-Tiruchirappalli
 National Institute of Technology
 Tiruchirappalli-620 015
 Tamil Nadu, India

National Institute of Technology, Tiruchirappalli-620 015
SCHEDULE 17 : ADMINISTRATIVE AND GENERAL EXPENSES

Particulars	₹	
	2022-23	2021-22
A Infrastructure		
a) Electricity and Power	9 66 58 153	5 21 93 926
b) Water Charges	1 89 10 980	1 70 26 840
c) Insurance	30 03 242	29 41 591
d) Rent, Rates and Taxes (including Property Tax)	21 39 649	25 19 904
B Communication		
e) Postage & Telegram	3 32 704	2 87 608
f) Telephone Fax and Internet Charges	39 41 428	44 03 325
C Others		
g) Printing and Stationary	23 35 642	12 14 976
h) Travelling and Conveyance Expenses	9 29 249	2 46 935
i) Hospitality	22 46 914	12 48 438
j) Auditors Remuneration	1 83 860	
k) Professional Charges	35 72 263	23 38 846
l) Advertisement and Publicity	2 40 661	11 23 690
m) Magazines & Journals	3 58 345	1 63 646
n) Others (Specify)		
Board/FC Meeting, Recruitment Expenses etc	31 45 672	10 18 610
Other Exp (Membership fee and other Misc.Exp)	48 23 859	32 16 886
Total	14 28 22 621	8 99 45 221

National Institute of Technology, Tiruchirappalli-620 015
SCHEDULE 18 : TRANSPORTATION EXPENSES

Particulars	₹	
	2022-23	2021-22
1. Vehicles (Owned by Institution)		
a) Running Expenses	11 79 009	9 72 454
b) Repairs & Maintenance	7 42 452	5 61 333
c) Insurance Expenses	0	0
2. Vehicles taken on Rent / Lease		
a) Rent / Lease Expenses	10 46 786	9 91 393
3. Vehicle(Taxi) hiring Expenses	0	0
Total	29 68 247	25 25 180


 Registrar (i/c)
 NIT-Tiruchirappalli
 कुलसचिव/REGISTRAR
 राष्ट्रीय प्रौद्योगिकी संस्थान/National Institute of Technology
 तिरुचिरापल्ली-620 015/Tiruchirappalli - 620 015.
 तमिलनाडु/Tamilnadu


 Director
 NIT-Tiruchirappalli
 Director
 National Institute of Technology
 Tiruchirappalli-620 015
 Tamil Nadu, India

National Institute of Technology, Tiruchirappalli-620 015

SCHEDULE 19 : REPAIRS & MAINTENANCE

	₹	₹
Particulars	2022-23	2021-22
a) Buildings	1 09 83 125	1 03 97 994
b) Furniture & Fixtures	4 10 716	2 17 141
c) Plant & Machinery	0	0
d) Office Equipments	3 18 474	4 54 244
e) Computers	70 59 076	1 03 41 125
f) Laboratory & Scientific equipment	46 51 307	49 24 787
g) Audio Visual equipment	28 684	14 073
h) Cleaning Material & Services	0	0
i) Book Binding Charges	0	0
j) Gardening	1 21 37 298	1 06 92 153
k) Estate Maintenance	2 74 52 217	2 39 79 567
l) Others (Specify)	0	0
AMC	3 86 17 312	2 40 22 546
Total	10 16 58 209	8 50 43 630



Registrar (i/c)

NIT/Tiruchirappalli
कुलसचिव/Registrar

राष्ट्रीय प्रौद्योगिकी संस्थान/National Institute of Technology
Tiruchirappalli - 620 015,
Tamil Nadu/Tamilnadu

31



Director

NIT-Tiruchirappalli

Director
National Institute of Technology
Tiruchirappalli-620 015
Tamil Nadu, India

National Institute of Technology, Tiruchirappalli-620 015


SCHEDULE 20 : FINANCE COSTS

	₹	₹
Particulars	2022-23	2021-22
a) Bank Charges	3 49 780	5 73 723
b) Others:		
i) HEFA Loan Interest	1 84 68 667	1 55 52 413
iii) Interest on Unutilised Project Grant (TAT/MODROB Projects)	0	18 40 896
iii) Interest on Unutilised Grant-in-Aid (paid to MoE)	0	22 81 497
Total	1 88 18 447	2 02 48 529



Registrar (i/c)
NIT-Tiruchirappalli

कुलसचिव/REGISTRAR
राष्ट्रीय प्रौद्योगिकी संस्थान/National Institute of Technology
तिरुचिरापल्ली-620 015/Tiruchirappalli - 620 015.
तमिलनाडु/Tamilnadu



Director
NIT-Tiruchirappalli

Director
National Institute of Technology
Tiruchirappalli-620 015
Tamil Nadu, India

National Institute of Technology, Tiruchirappalli-620 015


SCHEDULE 21 : OTHER EXPENSES

	₹	₹
Particulars	2022-23	2021-22
a) Provision for Bad and Doubtful Debts / Advances	0	0
b) Irrecoverable Balances Written-Off	0	0
c) Grants/Subsidies to other Institutions/Organizations	0	0
d) Others	0	0
Total	0	0



Registrar (i/c)
NIT-Tiruchirappalli

कुलसचिव/REGISTRAR
राष्ट्रीय प्रौद्योगिकी संस्थान/National Institute of Technology
तिरुचिरापल्ली-620 015/Tiruchirappalli - 620 015.
तमिलनाडु/Tamilnadu




Director
NIT-Tiruchirappalli

Director
National Institute of Technology
Tiruchirappalli-620 015
Tamil Nadu, India

National Institute of Technology, Tiruchirappalli-620 015

SCHEDULE 22 : PRIOR PERIOD EXPENSES

Particulars	₹	₹
	2022-23	2021-22
1. Establishment Expenses	0	0
2. Academic Expenses	0	0
3. Administrative Expenses	5 80 571	0
4. Transportation Expenses	0	0
5. Repairs & Maintenance	10 29 701	3 05 232
6. Other Expenses (GST Payment)	0	0
Total	16 10 272	3 05 232


 Registrar (i/c)
 NIT-Tiruchirappalli

कुलसचिव / Registrar
 राष्ट्रीय प्रौद्योगिकी संस्थान / National Institute of Technology
 तिरुचिरापल्ली-620 015 / Tiruchirappalli - 620 015,
 तमिलनाडु / Tamilnadu


 Director
 NIT-Tiruchirappalli
 Director
 National Institute of Technology
 Tiruchirappalli-620 015
 Tamil Nadu, India

**SCHEDULES FORMING PART
OF
ACCOUNTS**

SCHEDULE: 23

SIGNIFICANT ACCOUNTING POLICIES

1. BASIS FOR PREPARATION OF ACCOUNTS

The Accounts are prepared under the Historical Cost Convention unless otherwise stated and generally on the Accrual method of accounting.

2. REVENUE RECOGNITION

- 2.1 Fees from Students (except Tuition Fees), Sale of Admission Forms/Tender Forms and Interest on Savings Bank account are accounted on cash basis. Tuition Fees collected separately for each semester is accounted on accrual basis.
- 2.2 Income from Buildings and Other Property and Interest on Investments are accounted on accrual basis.
- 2.3 Interest on interest bearing advances to staff for House Building, Purchase of Vehicles and Computers is accounted on Cash basis.
- 2.4 Interest on EB deposits with TANGEDCO is accounted on cash basis.

3. FIXED ASSETS AND DEPRECIATION

- 3.1 The Government of Tamil Nadu had provided land during 1964-65 for the formation of the Institute and the same was taken over by Government of India during 2003-04. The value fixed by State P.W.D. at its inception was ₹47.09 lakhs. The same value is exhibited in the accounts.

- 3.2 Fixed assets are stated at cost of acquisition including inward freight, duties and taxes and incidental and direct expenses related to acquisition, installation and commissioning.
- 3.3 The Completed Capital Deposit works to the value of ₹1.57 Crores added to Fixed assets and the depreciation provided from the year of completion of work.
- 3.4 The depreciation amounts to ₹29,33,75,395/- for the Year 2022-23, of which ₹28,64,81,747/- is exhibited under Income and Expenditure Account and ₹68,93,648/- charged to the SIEMENS Asset Donated in Capital Fund for which the depreciation will be charged till 2029-30.
- 3.5 Fixed assets are valued at cost less accumulated depreciation. Depreciation on fixed assets is provided on Straight line method, at the following rates:

Tangible Assets:

1.	Land	0%
2.	Site Development	0%
3.	Buildings	2%
4.	Roads & Bridges	2%
5.	Tube wells & Water Supply	2%
6.	Sewerage & Drainage	2%
7.	Electrical Installation and equipment	5%
8.	Plant & Machinery	5%
9.	Scientific & Laboratory Equipment	8%
10.	Office Equipment	7.5%
11.	Audio Visual Equipment	7.5%
12.	Computers & Peripherals	20%
13.	Furniture, Fixtures & Fittings	7.5%
14.	Vehicles	10%
15.	Lib. Books & Scientific Journals	10%

Intangible Assets (Amortization):

1.	E-Journals	40%
2.	Computer Software	40%
3.	Patents and Copyrights	9 years

3.6 Depreciation is provided for the whole year on additions during the year.

3.7 Assets created out of R &D Projects are shown separately in the Fixed Asset Schedule 4B. Depreciation is charged at the rates applicable to the respective assets.

3.8 Since there is difficulty in segregating the Fixed Assets purchased out of Sponsored Project Funds from Institute Funds, as some of the Assets were purchased many years ago; the following accounting policy with respect to Fixed Assets of sponsored projects is adopted. On completion of the Project, Assets will be transferred to the Institute Account with Accumulated Depreciation. The Fixed Assets purchased out of Sponsored Project Funds till 2014-15 have been continued to be Accounted as Assets of the Institute and provided Depreciation. The Fixed Assets purchased out of Sponsored Project Funds from 2015-16 have not been Accounted in the Institute Assets and shown in Notes on Accounts.

4. STOCK:

The institute is booking expenditure on spare parts, laboratory chemicals, consumables and other stores on cash basis and when purchased and hence no closing stock for the same shown in the Balance Sheet. Franking stamp on hand alone is exhibited in schedule 7(3).

5. RETIREMENT BENEFITS

The Liability as on 31st March 2023, for Retirement Benefits were ascertained by Actuary. The details are as follows:

Particulars	Current ₹	Non-Current ₹	Total ₹
Gratuity	1,97,79,703	34,36,00,093	36,33,79,796
Leave Encashment	4,92,71,185	63,45,64,290	68,38,35,475
Pension	6,21,23,947	447,51,40,471	453,72,64,418
Total	13,11,74,835	545,33,04,854	558,44,79,689

Provision for liability towards retirement benefits as per Actuarial Valuation stated above has been exhibited in Schedule-3 in the Balance Sheet and it has also been exhibited in Income & Expenditure Account in Schedule 15A from FY 2021-22 onwards.

6. INVESTMENTS

All investments are carried at their cost.

7. EARMARKED/ENDOWMENT FUNDS

7.1 Corpus and other funds:

Contribution to Corpus Fund by appropriation from Income and Expenditure account is made based on the following policy guidelines framed by the Board of Governors: -

- a) 50% of DASA Tuition Fee collection
- b) Overhead charges provided in the R & D sanctions
- c) 50% of Campus Development Fee Collection

7.2 Staff Development Fund:

As per the resolution passed on the First Finance Committee 10% of collection in the Engineering Consultancy Centre has been credited to the fund.

Single Bank account is operated for these Funds. Entire amount is kept under investment and the income from investments are apportioned to the individual funds. The balance in the respective Funds is carried forward and is represented on the assets side by the balance at bank, Investments and accrued interest.

7.3 Endowment Fund:

Endowments are funds received from various donors for Prizes and Medals as specified by the donors. The income from investment of each Endowment is added to the Fund. The expenditure on Medals and Prizes is met from the interest earned on investment of the respective Endowment Funds and the balance is carried forward. The balances are represented by Investment and balance in the savings bank account. The interest from investments of the fund is accounted on cash basis.

8. GOVERNMENT GRANTS:

Government Grants are accounted on realization basis. However, where a sanction for release of grant pertaining to the financial year is received before 31st March and the grant is actually received in the next financial year, the grant is accounted on accrual basis and an equal amount is shown as Grants receivables under Schedule 8(7.c)

To the extent utilized towards capital expenditure, (on accrual basis) Government grants are transferred to the Capital Fund under Schedule 1. Government grants for meeting Revenue Expenditure (on accrual basis) are treated, to the extent utilized, as income of the year. Unutilized grants are carried forward and exhibited under Schedule 3(6.d) as a liability in the Balance Sheet. With effect from August 2022, the Grant-in-Aid from Central Government is received through Treasury Single Account (TSA), RBI Assignment A/c.

9. INVESTMENTS OF EARMARKED FUNDS AND INTEREST INCOME ACCRUED ON SUCH INVESTMENTS:

Interest received and interest accrued and due on such investments are added to the respective funds and not treated as income of the Institution.

10. SPONSORED PROJECTS:

10.1 In respect of ongoing Sponsored Projects, the amounts/assets received from sponsors and expenditure incurred against such projects are exhibited under Schedule 3A.


10.2 Similarly Fellowships and Scholarships are exhibited under Schedule 3B.

11. INCOME TAX

11.1 The income of the Institution is exempt from Income Tax under Section 10(23c) of the Income Tax Act. No provision for tax is therefore required to be made in the accounts.

11.2 The Institute is registered under section 12AA of the Income Tax Act, 1961 vide DIN & Order No.ITBA/EXM/S/12AA/2020-21/1030087542(1) dated 25/01/2021

11.3 The Institute has obtained approval under section 80G(5)(vi) of the Income Tax Act, 1961 vide DIN & Order No.ITBA/EXM/S/80G/2020-21/1030546628(1) dated 11/02/2021.



Registrar (i/c)

NIT-Tiruchirappalli

कुलसचिव/REGISTRAR

राष्ट्रीय प्रौद्योगिकी संस्थान/National Institute of Technology
तिरुचिरापल्ली-620 015/Tiruchirappalli - 620 015.
तमिलनाडु/Tamilnadu



Director

NIT-Tiruchirappalli

Director

National Institute of Technology
Tiruchirappalli-620 015
Tamil Nadu, India

SCHEDULE: 24

CONTINGENT LIABILITIES AND NOTES TO ACCOUNTS

A. CONTINGENT LIABILITY

- A) The details of the pending Court cases as on 31st March, 2023 filed against the institution which were pending for decisions and the quantum of the claims that could not be ascertained is stated below:

Cases filed by	Number of cases
Faculty Members	2
Non-Teaching Staff	3
Others	36
Total	41

B. NOTES TO ACCOUNTS

1. CAPITAL COMMITMENTS:

All major construction works are being executed by the CPWD, Trichy Central Division functioning in the campus on deposit work basis as per the directive of Ministry of Education (MoE), New Delhi. The deposits released to CPWD during the year 2022-23 is ₹ 24.04 crore (Grant: 17.80 Cr, HEFA: 5.60 Cr, IRG: 0.64 Cr) The completed deposit works to the value of ₹ 1.57 Crores is added to the Fixed Assets in 2022-23. As on 31.03.2023, the total work-in-progress is Rs.109.35 Crore and the balance deposit available with CPWD is Rs.41.37 Crore.

2. FIXED ASSETS:

- 2.1 Additions in the year to Fixed Assets in Schedule 4 include Assets purchased out of Capital Grant, IRG & HEFA Loan ₹ 13.99 Crore.
- 2.2 In the Balance Sheet as on 31.03.2014 and the Balance Sheets of earlier years, Fixed Assets created out of Plan funds, Fixed Assets created out of Non Plan funds and other funds were not exhibited distinctly. The additions during the years from 2014-15, from Plan funds and other funds, and the depreciation on those additions respectively have been exhibited in Sub Schedule 4A and 4B.

2.3 Fixed assets as set out in Schedule 4 does not includes assets purchased out of Funds of TEQIP Project, a Centrally Sponsored Scheme, being implemented as a World Bank Assistant Project, held and used by the Institution.

The details of such Assets are:

Assets	Original cost as on 1.4.2021	Additions during year 2021-22	Deductions during year 2021-22	Total as on 31.3.2022 *
	₹	₹	₹	₹
Building	1,24,61,820	-	-	1,24,61,820
Electrical Installation	3,49,973	-	-	3,49,973
Equipment & Tools	21,39,99,281	-	-	21,39,99,281
Computers & Peripherals	76,02,470	-	-	76,02,470
Computer Software	1,07,78,288	-	-	1,07,78,288
Furniture & Fixtures	47,96,678	-	-	47,96,678
Library Books	2,77,31,981	-	-	2,77,31,981
Total	27,77,20,491	-	-	27,77,20,491

* The TEQIP scheme had been completed and over in FY 2021-22.

2.4 Fixed assets in Schedule 4 does not includes assets purchased out of Funds of Sponsored Projects during the year 2022-23

The details of such Assets are:

Assets	Original cost as on 1.4.2022	Additions during year 2022-23	Deduction/ Capitalized	Total	Notional Depreciation Opening Balance	Notional Depreciation for the year 2022-23	Deduction/ Acc. Depreciation	Total Notional Depreciation	Total Book value as on 31.3.2023
	₹	₹	₹	₹	₹	₹	₹	₹	₹
Equipment & Tools	14,28,77,829	2,08,90,194	0.00	16,37,68,023	3,99,34,818	1,31,01,441	0.00	5,30,36,259	11,07,31,764
Computers & Peripherals	1,14,61,932	98,93,108	0.00	2,13,55,040	82,73,705	38,25,976	0.00	1,20,99,681	92,55,359
Computer Software	33,41,188	0.00	0.00	33,41,188	31,97,188	1,44,000	0.00	33,41,188	0.00
Audio Visual Equipment	0.00	22,47,056	0.00	22,47,056	0.00	1,68,529	0.00	1,68,529	20,78,527
Electrical Installation and Equipment	0.00	70,52,531	0.00	70,52,531	0.00	3,52,627	0.00	3,52,627	66,99,904
Furniture & fittings	0.00	24,800	0.00	24,800	0.00	1,860	0.00	1,860	22,940
Office Equipment	0.00	17,250	0.00	17,250	0.00	1,294	0.00	1,294	15,956
Plant & Machinery	0.00	2,07,000	0.00	2,07,000	0.00	10,350	0.00	10,350	1,96,650
Total	15,76,80,949	4,03,31,939	0.00	19,80,12,888	5,14,05,711	1,76,06,077	0.00	6,90,11,788	12,90,01,100

2.5 **SIEMEN'S - COE Accounts** - Treatment in Institute Accounts for the Total Funds of ₹20,64,60,197/- released by the Institute through Ministry of Education (MoE) Grants during the year 2017-18 and 2018-19.

NITT Portion	Amount ₹	2017-2018			2018 - 2019		
		Capital	Revenue	WIP	Capital	Revenue	Current Assets & Advances
Service	24856740	-	-	24856740	-	8285580	16571160
IP (Research)	51488606	-	1716287	49772319	51488606	-	-
Software	64305981	46809354	-	-	17496627	-	-
Hardware	65808870	-	-	65808870	65808870	-	-
Total	206460197	46809354	1716287	140437929	134794103	8285580	16571160

NITT Portion	Amount ₹	2019-20			2020-21		2021-22 & 22-23		Exhibition in Annual Accounts
		Capital	Revenue	Current Assets & Advances	Revenue	Current Assets & Advances	Revenue	Current Assets & Advances	
Service	24856740	-	8285580	8285580	8285580	0	0	0	Schedule 16 and 8
IP (Research)	51488606	-	-	-	-	-	-	-	Schedule 4 and 1
Software	64305981	-	-	-	-	-	-	-	
Hardware	65808870	-	-	-	-	-	-	-	
Total	206460197	-	8285580	8285580	8285580	0	0	0	

2.6 **Siemens grant and treatment of assets in NITT's books of accounts**

An agreement among NITT, Siemens Industry Software (India) Private Limited (SISW) and Advanced Manufacturing, Automation & Robotic Technology (AMER Tech) entered on 18.08.2017 to set up State of Art of Excellence-Center of Excellence (COE) in manufacturing technology at NITT. As per the agreement to set up COE, AMER Tech would supply an amount of ₹ 172.34/-crore in form of material (software, hardware and courseware). NITT has made payment of ₹ 20.64/- crore (Inclusive of tax) as its contribution. The Treatment of Siemens Grant in the NITT Books of Accounts is as detailed below: -

Siemens Portion	Amount ₹	2017 - 2018			2018 - 2019			Exhibition in Annual Accounts 2018 - 19
		Capital	Project	Balance	Capital	Project	Balance	
Service	39771155	-	-	39771155	-	39771155	-	Schedule 3(a) and 8
IP (Research)	758301225	-	649960116	108341109	-	108341109	-	
Software	839168902	839168902	-	-	-	-	-	Schedule 4 and 1
Hardware	86170594	-	-	86170594	86170594	-	-	
Total	1723411876	839168902	649960116	234282858	86170594	148112264	-	

3. EXPENDITURE IN FOREIGN CURRENCY:

- a. Telegraphic Transfer
- b. Foreign Drafts etc.
- c. Others.

Expenditure and Earnings are recorded at the prevailing rate on the date of the transaction based on the demands raised by State Bank of India, Heavy Electricals, Kailasapuram branch.

4. CURRENT ASSETS, LOANS, ADVANCES AND DEPOSITS

In the opinion of the Management, the current assets, Loans, Advances and Deposits have a value on realization in the ordinary course, equal at least to the aggregate amount shown in the Balance Sheet.

5. HEFA LOAN

Institute has entered into an MoU with HEFA for enhancing Centre of Dynamic Excellence, Interdisciplinary Research Centre's & Lab's, Infrastructure Projects, IT Infrastructure and Smart Class. HEFA has sanctioned ₹51.60 crores for Phase I, and ₹21.37 crores for phase II through Window-I (100% principal repayment will be paid by Institute from IRG and the Interest portion will be paid out of Grant). The Details of Loan Sanctioned, Availed and Repaid etc. are disclosed under Schedule-2(HEFA).

6. The details of balances in Saving Bank Accounts, Current Accounts and Fixed Deposit Accounts with Banks are enclosed as attachment 'A' to the Schedule of Current Assets Schedule 7.
7. Previous year's figures have been regrouped wherever necessary.
8. Figures in the Final accounts have been rounded off to the nearest rupee.
9. Schedules 1 to 24 are annexed to and form an integral part of the Balance Sheet at 31st March 2023 and the Income & Expenditure account for the year ended on that date.

10. As the Provident Fund Account and the New Pension Scheme Account are owned by the members of those funds and not by the Institution, these accounts were separated from Institutions' Accounts from 2014-15. A Receipts & Payments Accounts an Income & Expenditure Account (on Accrual Basis) and a Balance Sheet of the Provident Fund Account as well as the New Pension Scheme for the year 2022-23 have been attached, to the Institutions' Accounts.



Registrar (i/c)

NIT-Tiruchirappalli

कुलसचिव/REGISTRAR

राष्ट्रीय प्रौद्योगिकी संस्थान/National Institute of Technology
तिरुचिरापल्ली-६२० ०१५/Tiruchirappalli - 620 015.
तमिलनाडु/Tamilnadu



Director

NIT-Tiruchirappalli

Director

National Institute of Technology
Tiruchirappalli-620 015
Tamil Nadu, India

RECEIPTS AND PAYMENT ACCOUNT

National Institute of Technology, Tiruchirappalli-620 015
Receipts and Payments Accounts for the Period/Year Ended on 31-03-2023

Receipts	2022-23	Payments	2022-23
I. Opening Balance		I. Expenses	
a) Cash Balance		a) Establishment Expenses	137 09 38 471
b) Bank Balance:		b) Academic Expenses	34 19 88 028
i. In current accounts	1 38 78 518	c) Administrative Expenses	12 70 84 157
ii. Savings accounts	38 92 25 088	d) Transportation Expenses	23 36 376
iii. In Deposit accounts	0	e) Repairs & Maintenance	7 73 89 710
II. Grants Received	0	f) Prior Period Expenses	
a) From Govt of India	228 68 60 013	g) Finance cost	1 79 61 180
Grant receivable received		II. Payments Against Earmarked/Endowment Funds	28 50 730
b) From State Government	0	III. Payments Againsts Sponsors Projects/Schemes :	18 73 66 740
c) From other Sources	0	(Fixed Assets(R & C): Rs.4,03,31,939/-)	
III. Academic Receipts	62 91 10 016	IV. Payment against Sponsored Fellowships/Scholarships	3 00 25 120
IV. Receipts Against Earmarked/Endowment Funds	20 75 82 948	V. Investments and Deposits made	
V. Receipts Againsts Sponsors Projects/Schemes	16 46 32 115	a) Out of Earmarked/Endowments Funds	23 93 11 605
		b) Out of own funds (others)	1 00 00 000
VI. Receipts against Sponsored Fellowships/Scholarships	2 92 45 682	VI. Term Deposits with Scheduled Banks	287 84 65 497
VII. Income Investments From		VII. Expenditure on fixed Assets and capital works-in Progress:	11 32 43 764
a) Earmarked/Endowment funds	97 68 637	a) Fixed Assets	
b) Other Investments	7 67 76 932	b) Capital Works-in Progress	24 04 10 200
VIII. Interest Received on		VIII. Other Payments including statutory payments	7 29 70 000
a) Bank Deposits/EB Deposit		IX. Refunds of Grants	0
b) Loans and Advances	2 60 363		
c) Savings Bank Accounts	48 11 581	X. Deposits and Advances	68 18 27 136
IX. Investments encashed	2 66 61 943	XI. Other Payments.- Sundry Creditors	22 97 46 219
X. Term Deposits with Scheduled Banks encashed	226 99 65 748	XII. Closing Balances	
XI. Other Income (inc. Prior period income)	13 92 90 693	a) Cash in hand	
XII. Deposits and advances	68 04 19 318	b) Bank Balance:	
XIII. Miscellaneous Receipts including Sundry Debtors	1 63 43 142	in Current Accounts	1 37 99 574
XIV. Any Other Receipts		in Savings Accounts	36 87 57 020
From HEFA Loan/CPWD refund	6 35 16 298	in Deposit Accounts	53 98 356
Others	35 20 848		
Total	701 18 69 883	Total	701 18 69 883

GPF AND NPS ACCOUNTS

National Institute of Technology, Tiruchirappalli-620 015
Provident Fund Account Balance Sheet as at March 31, 2023

	₹		₹		
Liabilities	2022-23	2021-22	Assets	2022-23	2021-22
GPF					
Opening Balance	24 03 96 703	23 72 87 156	Investment	25 22 65 992	25 07 79 221
Less: Subscription for March 2022	37 95 141	38 72 265	Int. accrued as on 31-03-2023	54 74 360	57 52 381
Add: Subscriptions in the year	4 87 46 373	4 68 92 575	Subscription Due in the Year	0	0
Add: Subscription March 2023 (Receipt)	40 000	50 000	Subscription Due for March, 2023	0	0
Add: Subscriptions for March 2023	39 72 016	38 45 141	GPF	40 12 016	38 45 141
Add: Interest Credited	1 61 13 744	1 60 31 012	CPF	0	0
Less: Advance / Withdrawal	6 46 78 204	5 98 36 916	UC due to CPF	0	0
Closing Balance	24 07 95 491	24 03 96 703	NPS-II	0	0
CPF			Tax Recovered from interest on investments	0	0
Opening Balance	0	0	Pending refund from income Tax Department	0	0
Less: Subscription for March 2020	0	0	Cash at Bank		
Add: Subscriptions in the year	0	0	SBI, Branch-1	13 33 938	44 92 196
Add: Subscriptions for March 2021	0	0	Other Bank	0	0
Add: Interest Credited	0	0			
Less: Advance / Withdrawal	0	0			
Closing Balance	0	0			
University Contribution (CPF)					
Opening Balance	0	0			
Less: Subscription for March 2022	0	0			
Add: Subscriptions in the year	0	0			
Add: Subscriptions for March 2023	0	0			
Add: Interest Credited	0	0			
Less: Advance / Withdrawal	0	0			
Closing Balance	0	0			
NPS Tier-II Account					
Opening Balance	0	0			
Less: Subscription for March 2022	0	0			
Add: Subscriptions in the year	0	0			
Add: Subscriptions for March 2023	0	0			
Add: Interest Credited	0	0			
Less: Advance / Withdrawal	0	0			
Closing Balance	0	0			
Interest Reserve					
Opening Balance	2 44 72 236	2 73 49 362			
Add: Excess of income over Expenditure	- 21 81 421	- 28 77 126			
Closing Balance	2 22 90 815	2 44 72 236			
Total	26 30 86 306	26 48 68 939	Total	26 30 86 306	26 48 68 939

National Institute of Technology, Tiruchirappalli-620 015

Provident Fund Account Income and Expenditure Account for the year ended on March 31, 2023

Expenditure	2022-23	2021-22	Income	₹	₹
				2022-23	2021-22
Interest Credited to:			Interest earned on Investment	1 42 10 344	1 32 53 107
GPF Account	1 61 13 744	1 60 31 012	Add: Interest Accrued on March23	54 74 360	57 52 381
CPF Account	0	0	Add: Tax recovered on interest- Refund to be obtained	0	0
University Contribution(CPF)	0	0	Less: Interest accrued for March22	57 52 381	58 51 602
NPS Tier-II Account	0	0	Excess of Expenditure over Income	21 81 421	28 77 126
Excess of Income over Expenditure	0	0			
Total	1 61 13 744	1 60 31 012	Total	1 61 13 744	1 60 31 012



Registrar (i/c)
NIT-Tiruchirappalli

कुलसचिव/REGISTRAR
राष्ट्रीय प्रौद्योगिकी संस्थान/National Institute of Technology
तिरुचिरापल्ली-620 015/Tiruchirappalli - 620 015.
तमिलनाडु/Tamilnadu



Director
NIT-Tiruchirappalli

Director
National Institute of Technology
Tiruchirappalli-620 015
Tamil Nadu, India

National Institute of Technology, Tiruchirappalli- 620015

Provident Fund Account Receipts and Payments Accounts for the Financial Year 2022-23

	₹		₹		₹
Receipts	2022-23	2021-22	Payments	2022-23	2021-22
Opening Balance as on 1st March			GPF Adv./Withdrawal	6 46 78 204	5 98 36 916
SBI, Branch - I	44 92 196	55 83 517	CPF Adv./Withdrawal	0	0
SBI, Branch - II	0	0	NPS Tier-II	0	0
Bank	0	0	University Contribution Withdrawal	0	0
GPF Subscription	4 87 56 373	4 68 92 575	Investment during the year	25 76 46 769	24 98 71 039
GPF Subscription (Mar 2023 Dr. G.Kannabiran)	40 000	50 000			
CPF Subscription	0	0			
CPF University Contribution	0	0			
NPS Tier-II Account	0	0	Closing Balance as on 31-03-2023		
Investment Encashed	25 61 59 998	24 84 20 952	SBI, Branch-I	13 33 938	44 92 196
Interest Received	1 42 10 344	1 32 53 107	Bank	0	0
Total	32 36 58 911	31 42 00 151	Total	32 36 58 911	31 42 00 151



Registrar (i/c)
NIT-Tiruchirappalli

कुलसचिव/REGISTRAR
राष्ट्रीय प्रौद्योगिकी संस्थान/National Institute of Technology
तिरुचिरापल्ली-६२० ०१५/Tiruchirappalli - 620 015.
तमिलनाडु/Tamilnadu




Director
NIT-Tiruchirappalli

Director
National Institute of Technology
Tiruchirappalli-620 015
Tamil Nadu, India

National Institute of Technology, Tiruchirappalli-620 015
NPS Tier-I Account Balance Sheet as at March 31, 2023

	₹	₹		₹	₹
Liabilities	2022-23	2021-22	Assets	2022-23	2021-22
NPS Tier-I Account			NPS Tier-I Account		
Opening Balance	1 26 77 429	43 07 042	Subscription due for 31-03-23	48 75 037	41 37 980
Less: Subscription for March 23	41 37 980	33 03 839			
Add: Subscriptions & Contribution	13 05 45 626	11 44 38 049	Investment	0	0
Add: Interest Credited	0	0	Interest Accrued but not due	0	0
Less: Transferred to NSDL	13 14 57 999	10 69 01 803	Balance at Bank	97 47 655	1 05 23 395
Add: Subscription UC for 31-03-23	48 75 037	41 37 980			
Closing Balance	1 25 02 113	1 26 77 429			
Excess of income over Expenditure:-					
Balance As on 01-04-2022	19 83 946	18 57 297			
Add: During the Year	1 36 633	1 26 649			
Less: Excess of Expenditure over Income	0	0			
Closing Balance	21 20 579	19 83 946			
Total	1 46 22 692	1 46 61 375	Total	1 46 22 692	1 46 61 375


 Registrar (i/c)
 NIT-Tiruchirappalli

कुलसचिव/REGISTRAR
 राष्ट्रीय प्रौद्योगिकी संस्थान/National Institute of Technology
 तिरुचिरापल्ली-६२० ०१५/Tiruchirappalli - 620 015,
 तमिलनाडु/Tamilnadu


 Director
 NIT-Tiruchirappalli

Director
 National Institute of Technology
 Tiruchirappalli-620 015
 Tamil Nadu, India


National Institute of Technology, Tiruchirappalli-620 015
NPS Tier- I Account Income and Expenditure Account for the Financial year 2022-23

	₹	₹		₹	₹
Expenditure	2022-23	2021-22	Income	2022-23	2021-22
Interest Credited to:					
Subscribers' Accounts	0	0	Interest earned on Investment/Savings Bank	1 33 633	1 26 649
Bank Charges	0	0	Less: Interest accrued for 31-03-23	0	0
			Interest accrued but not due	0	0
Excess of Income over Expenditure	1 33 633	1 26 649	Excess of Expenditure over Income	0	0
Total	1 33 633	1 26 649	Total	1 33 633	1 26 649



Registrar (i/c)
NIT-Tiruchirappalli

कुलसचिव/REGISTRAR
राष्ट्रीय प्रौद्योगिकी संस्थान/National Institute of Technology
तिरुचिरापल्ली-620 015/Tiruchirappalli - 620 015.
तमिलनाडु/Tamilnadu



Director
NIT-Tiruchirappalli

Director
National Institute of Technology
Tiruchirappalli-620 015
Tamil Nadu, India

National Institute of Technology, Tiruchirappalli-620 015
NPS Tier- I Account Receipts and Payments Accounts for the Financial Year 2022-23

	₹	₹		₹	₹
Receipts	2022-23	2021-22	Payments	2022-23	2021-22
Opening Balance as on 1st April			Investment	0	0
NPS Tier - I Account	1 05 23 395	28 60 500	Withdrawal/Refund to NSDL	13 14 57 999	10 69 01 803
Own Subscription	5 41 85 797	4 51 18 570			
University Contribution	7 63 59 829	6 93 19 479			
Interest Received on Investment	0	0			
Interest on Savings bank Account	1 36 633	1 26 649			
Investment Encashed	0	0	Closing Balance as on 31st March	97 47 655	1 05 23 395
Total	14 12 05 654	11 74 25 198	Total	14 12 05 654	11 74 25 198

N. Anand

NIT-Tiruchirappalli

कुलसचिव/REGISTRAR
राष्ट्रीय प्रौद्योगिकी संस्थान/National Institute of Technology
तिरुचिरापल्ली-620 015/Tiruchirappalli - 620 015.
तमिलनाडु/Tamilnadu

gub

NIT-Tiruchirappalli

Director
National Institute of Technology
Tiruchirappalli-620 015
Tamil Nadu, India