

NATIONAL INSTITUTE OF TECHNOLOGY

TIRUCHIRAPPALLI – 620015 TAMILNADU



ANNUAL ACCOUNTS

2021-2022

(Revised)

NATIONAL INSTITUTE OF TECHNOLOGY

TIRUCHIRAPPALLI – 620015

ANNUAL STATEMENT OF ACCOUNTS 2021-22

Contents	Page
Balance Sheet as at 31 st March, 2022	1
Income and Expenditure Account	2
Schedules	3 ~ 34
Notes on Accounts	35 ~ 45
Receipts and Payments Account	46
GPF and NPS	47~52

National Institute of Technology, Tiruchirappalli-620 015
Balance Sheet as at 31-03-2022

	Schedule No.	2021-22	2020-21
Sources of Funds:			
Capital Fund	1	109 91 52 237	641 16 25 976
Designated/Earmarked/Endowment Funds	2	201 94 80 432	192 51 57 242
Secured Loans - HEFA Loan	2(HEFA)	25 73 60 416	17 28 60 803
Current Liabilities & Provisions @	3	649 33 92 385	89 17 60 231
TOTAL		986 93 85 470	940 14 04 252
Application of Funds			
Fixed Assets			
Tangible Assets	4	409 57 90 968	358 21 17 446
Intangible Assets		4 50 39 824	4 24 18 043
Capital Works-in-progress		74 22 89 670	127 15 86 665
Investments From Earmarked/Endowment Funds			
Long Term	5	12 75 66 791	12 75 66 791
Short Term		172 58 00 376	154 17 17 056
Investments - Others			
Current Assets	6	244 66 91 528	248 03 22 449
Loans,Advances & Deposits	7	68 62 06 312	35 56 75 801
TOTAL		986 93 85 470	940 14 04 252

Note: @ Rs.567.76 Crore - Provision for liability towards Retirement Benefits as per Actuarial Valuation has been created in FY 2021-22 and exhibited in Schedule-3 by debiting the Income & Expenditure Account Schedule-15A. Till FY 2020-21 such provision required was being disclosed under Notes on Accounts only.


Significant Accounting Policies

Contingent Liabilities and Notes to Accounts

23
24



Registrar (i/c)
NIT-Tiruchirappalli


Director
NIT-Tiruchirappalli

National Institute of Technology, Tiruchirappalli-620 015

Income and Expenditure Account for the Period/Year Ended 31-03-2022


	₹	₹	₹
Particulars	Schedule No.	2021-22	2020-21
INCOME			
Academic Receipts	9	61 10 20 264	64 81 88 053
Grants/Subsidies	10	175 81 53 787	167 29 04 306
Income From Investments	11	6 96 50 006	6 41 44 457
Interest Earned	12	83 21 880	93 79 816
Other Income	13	8 83 39 434	8 04 62 338
Prior Period Income	14	74 00 000	1 50 95 417
TOTAL-(A)		254 28 85 372	249 01 74 387
EXPENDITURE			
Staff Payments & Benefits (Establishment Expenses)@ (Rs.143,11,87,012+Rs.567,76,26,350)	15	710 88 13 362	130 16 46 362
Academic Expenses	16	40 65 56 792	32 40 48 922
Administrative and General Expenses	17	8 99 45 221	7 78 88 684
Transportation Expenses	18	25 25 180	36 50 196
Repairs & Maintenance	19	8 50 43 630	6 78 45 031
Finance Costs	20	2 02 48 529	1 13 29 871
Depreciation	4	37 42 71 470	34 24 83 891
Other Expenses	21	0	0
Prior Period Expenses	22	3 05 232	0
TOTAL-(B)		808 77 09 415	212 88 92 957
Balance Being Excess of Income over Expenditure (A-B)		- 554 48 24 043	36 12 81 430
Transfer to Building Fund-CPWD Deposit for Capital Exp.		38 42 80 299	1 23 60 000
Transfer to Building Fund-HEFA Loan repayment for Capital Exp.		6 22 85 000	5 16 00 000
Capital Expenditure from IRG - Capitalised		3 45 29 258	53 52 138
Others (Transfer to Corpus Fund 7 80 00 000 + 1 17 00 000)		8 97 00 000	7 20 00 000
Balance Being Surplus/Deficit Carried to Capital Fund		- 611 56 18 600	21 99 69 292

Note: @ Rs.567.76 Crore - Provision for liability towards Retirement Benefits as per Actuarial Valuation has been created in FY 2021-22 and exhibited in Schedule-3 by debiting the Income & Expenditure Account Schedule-15A. Till FY 2020-21 such provision required was being disclosed under Notes on Accounts only.

Significant Accounting Policies
Contingent Liabilities and Notes to Accounts

23
24

N. Sankar
Registrar (i/c)
NIT-Tiruchirappalli


Director
NIT-Tiruchirappalli

**SCHEDULES FORMING PART
OF
BALANCE SHEET**

National Institute of Technology, Tiruchirappalli-620 015
SCHEDULE 1: CAPITAL FUND

	Particulars	2021-22	2020-21
	Balance as at the Beginning of the Year		
Add:	Contribution towards Capital Fund	641 16 25 976	598 51 75 228
Add:	Grant from UGC, Govt of India and State Government to the extent utilized for capital expenditure	13 23 21 308	20 80 22 966
Add:	Assets Purchased out of IRG	3 45 29 258	53 52 138
Add:	Capital Expenditure out of IRG+HEFA Loan repayment from IRG	64 31 87 943	0
Add:	Assets Purchased out of Earmarked Funds	0	0
Add:	Assets Purchased out of Sponsored Projects, Where ownership vests in the institution	0	0
Add:	Assets Donated/Gifts Received	0	0
Add:	Other Additions	0	0
Add:	Transfer from Surplus IRG	0	0
Add:	Excess of Income over expenditure transferred from the income & Expenditure Account	0	21 99 69 292
	Total	722 16 64 485	641 85 19 624
Deduct:	Deficit transferred from the Income & Expenditure Account	- 611 56 18 600	0
Deduct:	Depreciation on Assets Donated/Gifts Received (Siemens COE)	- 68 93 648	- 68 93 648
	Balance at the Year End	109 91 52 237	641 16 25 976

N. Dhandu
Registrar (i/c)

NIT-Tiruchirappalli


[Signature]
Director


NIT-Tiruchirappalli

National Institute of Technology, Tiruchirappalli-620 015
SCHEDULE 2: DESIGNATED/EARMARKED/ENDOWMENT FUNDS

Particulars	Fund wise Breakup										Total	
	Corpus Fund	Building Fund	Staff Development Fund	Maintenance Fund	Depreciation Fund	Student Welfare Fund	ECC Fund	AIC Fund	Endowment	2021-22		2020-21
A.												
a) Opening Balance	164 08 58 521	19 66 22 644	2 62 60 451	11 41 422	11 41 422	1 71 21 305	1 76 66 065	63 74 008	1 79 71 404	192 51 57 242	169 11 85 761	
b) Additions during the year	20 15 32 131	44 65 65 299	2 60 633	0	0	0	0	0	0	64 83 58 063	14 31 99 422	
c) Income from investments made of the funds	3 93 36 570	0	6 29 546	27 363	27 363	4 10 452	4 23 511	2 65 397	7 68 414	4 18 88 617	5 29 62 573	
d) Accrued Interest on Investments/Advances	4 58 88 783	0	7 34 408	31 921	31 921	4 78 820	4 94 055	0	0	4 76 59 909	3 77 65 198	
e) Interest on Savings Bank Account	2 44 766	0	3 917	170	170	2 554	2 635	0	0	2 54 213	1 44 937	
f) Other Additions	0	0	0	0	0	0	0	0	0	0	0	
Total - (A)	192 78 60 771	64 31 87 943	2 78 88 955	12 00 877	12 00 877	1 80 13 131	1 85 86 267	66 39 405	1 87 39 818	266 33 18 044	192 52 57 891	
B.												
Utilisation/Expenditure towards objectives of Funds:												
i) Capital Expenditure	0	0	0	0	0	0	0	0	0	0	0	
ii) Revenue Expenditure	0	0	0	0	0	0	0	4 00 649	2 49 020	6 49 669	1 00 649	
Capital Expenditure out of IRG+HEFA Loan repayment from IRG - Transferred to Capital Fund:												
IRG Capital Expenditure	0	50 35 02 943	0	0	0	0	0	0	0	50 35 02 943	0	
HEFA Loan repaid from IRG	0	13 96 85 000	0	0	0	0	0	0	0	13 96 85 000	0	
Total - (B)	0	64 31 87 943	0	0	0	0	0	4 00 649	2 49 020	64 38 87 612	1 00 649	
Closing balance at the year end (A-B)	192 78 60 771	0	2 78 88 955	12 00 877	12 00 877	1 80 13 131	1 85 86 267	62 38 756	1 84 90 798	201 94 80 432	192 51 57 242	
Represented by												
Cash and Bank Balances	11 78 282	0	0	0	0	0	2 88 236	10 38 756	35 99 501	61 04 775	1 55 46 740	
Investments	176 84 45 125	0	2 71 54 547	11 68 956	11 68 956	1 75 34 311	1 78 03 976	52 00 000	1 48 91 297	185 33 67 167	166 92 83 847	
Interest accrued but not due	4 58 88 783	0	7 34 408	31 921	31 921	4 78 820	4 94 055	0	0	4 76 59 909	3 77 65 198	
TDS Receivable	28 62 149	0	0	0	0	0	0	0	28 62 149	28 62 149	28 62 149	
Receivable from TEQUIP Account	85 417	0	0	0	0	0	0	0	0	85 417	0	
Receivable from R & C Account	1 13 52 130	0	0	0	0	0	0	0	0	1 13 52 130	30 76 664	
Receivable from CASB 2019 Account	9 80 48 885	0	0	0	0	0	0	0	0	9 80 48 885	0	
CPWD WIP/ Deposits (IRG portion)	0	0	0	0	0	0	0	0	0	0	11 92 22 644	
CPWD WIP & Equipment (HEFA Loan repaid portion)	0	0	0	0	0	0	0	0	0	0	7 74 00 000	
Total	192 78 60 771	0	2 78 88 955	12 00 877	12 00 877	1 80 13 131	1 85 86 267	62 38 756	1 84 90 798	201 94 80 432	192 51 57 242	

* The Bank balances of ECC Fund and Endowment Fund are presented with ECC and Non-Plan Account bank balances respectively.


Director
NIT-Tiruchirappalli


Registrar (i/c)
NIT-Tiruchirappalli

National Institute of Technology, Tiruchirappalli-620 015

SCHEDULE 2 (HEFA) : SECURED LOANS ~ HEFA LOAN

	₹	₹
Particulars	2021-22	2020-21
A. HEFA Loan		
a) Opening Balance	17 28 60 803	5 32 00 000
b) Additions during the year	14 67 84 613	17 12 60 803
Total (A)	31 96 45 416	22 44 60 803
B. Repayment during the Year	6 22 85 000	5 16 00 000
Closing balance at the year end (A-B)	25 73 60 416	17 28 60 803

Note: Against the Sanctioned Loan of Rs.51.60 Crore in Phase-1 and Rs.21.37 Crore in Phase-2, as on date loan availed and balance are shown below:

Year	Phase	HEFA Loan availed for Construction work	HEFA Loan availed for Equipment Purchase	Total HEFA Loan Availed for Construction + Equipment	Repayment of HEFA Loan from IRG	HEFA Loan Balance	HEFA Loan Interest Paid out of Grant-in-Aid
		1	2	3(1+2)	4	5(3-4)	6
2019-20	Phase 1	7 90 00 000	.0	7 90 00 000	2 58 00 000	5 32 00 000	13 60 100
2020-21	Phase 1	5 70 00 000	11 42 60 803	17 12 60 803	5 16 00 000	11 96 60 803	69 25 162
2021-22	Phase 1	2 10 00 000	5 07 84 613	7 17 84 613	5 16 00 000	2 01 84 613	1 46 11 984
Phase 1 Total		15 70 00 000	16 50 45 416	32 20 45 416	12 90 00 000	19 30 45 416	2 28 97 246
2021-22	Phase 2	7 50 00 000	.0	7 50 00 000	1 06 85 000	6 43 15 000	8 84 685
Phase 2 Total		7 50 00 000	.0	7 50 00 000	1 06 85 000	6 43 15 000	8 84 685
Phase 1 & 2 Total		23 20 00 000	16 50 45 416	39 70 45 416	13 96 85 000	25 73 60 416	2 37 81 931

Interest Accrued but not paid as on 31st March 2022 is Rs.38,19,540

9 23 15 000


Registrar (i/c)


Director

NIT-Tiruchirappalli

NIT-Tiruchirappalli

National Institute of Technology, Tiruchirappalli-620 015
SCHEDULE : 2 (a) ENDOWMENT FUNDS

Sl.No.	Name of the Endowment	Opening Balance As on 01-04-2021		Additions during the years		Total		Expenditure on the object during the year	Closing Balance As on 31-03-2022		Total
		Endowment	Accumulated Interest	Endowment	Interest	Endowment	Accumulated Interest		Endowment	Accumulated Interest	
1	2	3	4	5	6	7 (3+5)	8 (4+6)	9	10	11	12 (10+11)
1	Dr. Sargurudas Memorial Fund	500	35	0	31	500	66	33	500	33	533
2	Kharche Associated Fund	10 000	698	0	623	10 000	1 320	656	10 000	664	10 664
3	Chetterjee Memorial Fund	10 000	698	0	623	10 000	1 320	0	10 000	1 320	11 320
4	Reunion Fund	44 065	25 586	0	2 745	44 065	28 331	0	44 065	28 331	72 396
5	Rajalaxmi Trust Fund	3 000	209	0	187	3 000	396	197	3 000	199	3 199
6	Balakumaran Memorial Fund	10 000	698	0	623	10 000	1 321	656	10 000	665	10 665
7	Janardhan Iyengar & Seethamma Fund	20 000	1 395	0	1 246	20 000	2 641	1 310	20 000	1 331	21 331
8	Prof. S. Muthukaruppan Fund	10 000	698	0	623	10 000	1 321	656	10 000	665	10 665
9	Prof. S.H.Ibrahim Endowment Fund	25 000	1 744	0	1 557	25 000	3 301	1 639	25 000	1 662	26 662
10	Prof.M.Sitarman Endowment Fund	25 000	1 744	0	1 557	25 000	3 301	1 639	25 000	1 662	26 662
11	Prof.Thirumalai Arasan Mem Fund	25 000	1 744	0	1 557	25 000	3 301	1 639	25 000	1 662	26 662
12	Dr. M. Shanmugam Fund	1 25 000	8 719	0	7 786	1 25 000	16 505	8 194	1 25 000	8 311	1 33 311
13	Dr. M. Shanmugam Fund	2 00 000	13 951	0	12 458	2 00 000	26 409	13 110	2 00 000	13 299	2 13 299
14	Dr. M. Shanmugam Fund	75 000	4 734	0	3 912	75 000	8 646	4 916	75 000	3 730	78 730
15	Avinash Memorial Endowment Fund	2 00 000	13 951	0	12 458	2 00 000	26 409	13 110	2 00 000	13 299	2 13 299
16	Neela Balasubramanian Memorial Award (Dr.B.Sekar)	1 25 000	8 719	0	7 787	1 25 000	16 506	8 194	1 25 000	8 312	1 33 312
17	Karthik Memorial Fund(Dr.G.Swaminathan)	50 000	3 488	0	3 115	50 000	6 603	3 278	50 000	3 325	53 325
18	Vijayalakshmi Kannan Memorial Fund	15 000	1 046	0	934	15 000	1 980	983	15 000	997	15 997
19	Dr.Duraisamy Memorial Fund (Dr.TSRajan)	50 000	3 156	0	2 608	50 000	5 764	3 278	50 000	2 486	52 486
20	RECAL NITT Fund (Ramesh Swaminathan Memorial Fund)	68 823	32 601	0	4 287	68 823	36 888	0	68 823	36 888	1 05 711
21	Ruby & Topaz 84 Batch Endowment Fund	9 52 909	3 60 003	0	59 358	9 52 909	4 19 361	0	9 52 909	4 19 361	13 72 270
22	Subash Chandrabose Memorial Award	75 000	4 734	0	3 912	75 000	8 646	5 136	75 000	3 510	78 510
23	Dr.P.S.Manisundaram Endowment Fund	50 000	3 156	0	2 608	50 000	5 764	3 278	50 000	2 486	52 486
24	Dr.P.S.Manisundaram Endowment Fund	25 000	1 744	0	1 557	25 000	3 301	1 639	25 000	1 662	26 662
25	Oisik Adak Memorial Award (Pragyan)	40 000	2 790	0	2 492	40 000	5 282	2 622	40 000	2 660	42 660
26	Oisik Adak Memorial Award (Pragyan)	50 001	3 488	0	3 115	50 001	6 603	3 278	50 001	3 325	53 326
27	Oisik Adak Memorial Award (Pragyan)	2 00 000	12 623	0	10 432	2 00 000	23 055	13 110	2 00 000	9 945	2 09 945
28	Dr.J.Raja Memorial Fund	50 000	3 156	0	2 608	50 000	5 764	3 278	50 000	2 486	52 486
29	Prof.Joseph Martin Fernando Trophy	50 000	3 156	0	2 608	50 000	5 764	3 278	50 000	2 486	52 486
30	S.J. Chairnulu Medal of Excellence	4 00 000	27 901	0	24 917	4 00 000	52 818	22 579	4 00 000	30 239	4 30 239
31	S.J. Chairnulu Medal of Excellence	1 00 000	6 975	0	6 229	1 00 000	13 204	6 555	1 00 000	6 649	1 06 649
32	Prof. K.S. Pandey	1 17 000	8 161	0	7 288	1 17 000	15 449	7 669	1 17 000	7 780	1 24 780
33	M/s. Chennai Metro P. Ltd., Chennai	2 00 000	13 951	0	12 458	2 00 000	26 409	13 110	2 00 000	13 299	2 13 299
34	Anjali Ammal	15 00 000	0	0	58 268	15 00 000	58 268	0	15 00 000	58 268	15 58 268
35	Anjali Ammal (for Distribution)	1 00 000	0	0	0	1 00 000	0	1 00 000	0	0	0
	Sub Total	50 01 298	5 77 450	.0	2 64 567	50 01 298	8 42 017	2 49 020	49 01 298	6 92 997	55 94 295
36	80 BATCH CHAIR FUND	1 00 00 000	23 92 656	0	5 03 847	1 00 00 000	28 96 503	0	1 00 00 000	28 96 503	1 28 96 503
	TOTAL	1 50 01 298	29 70 106	.0	7 68 414	1 50 01 298	37 38 520	24 9020	1 49 01 298	35 89 500	1 84 90 798


N. Dhand
Registrar (i/c)
NIT-Tiruchirappalli


[Signature]
Dy. Registrar
NIT-Tiruchirappalli

National Institute of Technology, Tiruchirappalli-620 015
SCHEDULE 3: CURRENT LIABILITIES & PROVISIONS

	2021-22	2020-21
A. Current Liabilities		
1. Deposits from Staff	0	0
2. Deposits from Students	10 43 64 719	8 90 02 540
3. Sundry Creditors		
a) For Goods & Services	4 76 50 295	1 09 95 720
b) Others	8 14 28 008	4 95 60 321
4. Deposit-Others(including EMD, Security Deposit)	5 17 33 620	5 29 70 565
5. Statutory Liabilities (GPF, TDS, WC Tax, CPF, GIS, NFS):		
a) Overdue	0	0
b) Others	9 25 220	7 48 077
6. Other Current Liabilities		
a) Salaries	11 68 93 257	10 65 02 783
b) Receipts against Sponsored Projects	34 02 67 939	29 06 54 226
c) Receipts against Sponsored Fellowships & Scholarships	1 77 05 679	1 83 73 985
d) Unutilised Grants	0	10 25 18 124
e) Grants in Advance	0	0
f) Other Funds (a) TEQIP Funds	0	83 149
(b) CSAB 2019 Funds	0	10 43 91 714
g) Other Liabilities	5 09 77 758	6 21 95 231
Total (A)	81 19 46 495	88 79 96 435
B. Provisions		
1. For Taxation	0	0
2. Gratuity	35 32 09 795	0
3. Superannuation / Pension	467 03 13 242	0
4. Accumulated Leave Encashment	65 41 03 313	0
6. Trade Warranties/Claims	0	0
7. Others - HEFA Loan Interest accrued	38 19 540	37 63 796
Total (B)	568 14 45 890	37 63 796
Total (A+B)	649 33 92 385	89 17 60 231

Note: @ Rs.567.76 Crores - Provision for liability towards Retirement Benefits as per Actuarial Valuation has been created in FY 2021-22 and exhibited in Schedule-3 by debiting the Income & Expenditure Account Schedule-15A. Till FY 2020-21 such provision required was being disclosed under Notes on Accounts only.


N. Dhandu
Registrar (i/c)
NIT-Tiruchirappalli


Director
NIT-Tiruchirappalli

National Institute of Technology, Tiruchirappalli-620 015
SCHEDULE 3 (a): SPONSORED PROJECTS

Sl.No.	Name of the Project	Opening Balance As on 01-04-2021		Receipts/ Recoveries during the year	Total	Expenditure during the year	Closing Balance As on 31-03-2022		
		Credit	Debit				Credit	Debit	
									3
1	2								
1	DST, New Delhi	4 58 44 030	0	2 59 52 097	7 17 96 127	2 80 84 430	4 37 11 697	0	
2	CSIR, New Delhi	35 70 766	0	24 10 209	59 80 975	6 50 000	53 30 975	0	
3	UGC/AICTE, New Delhi	23 50 921	0	59 736	24 10 657	1 20 283	22 90 374	0	
4a	DRDO & Defence Research Laboratories	2 16 46 604	0	1 49 73 965	3 66 20 569	1 24 54 457	2 41 66 112	0	
4b	ISRO-STIC	16 71 706	0	66 03 819	82 75 525	15 62 828	67 12 697	0	
5	MHRD & MHRD (SCSP/TSP/PWD)	50 13 262	0	1 27 384	51 40 646	0	51 40 646	0	
6	MHRD-GIAN	4 59 620	0	11 678	4 71 298	0	4 71 298	0	
7	SERB, New Delhi	2 08 13 060	0	3 69 24 657	5 77 37 717	1 86 26 023	3 91 11 694	0	
8	SPARC	1 54 85 637	0	3 93 480	1 58 79 117	23 36 729	1 35 42 388	0	
9	a) TAT/MODROB/MHRD Projects (in Institute Books)	57 65 761	0	46 28 460	57 65 761	57 65 761	46 28 460	0	
10	b) TAT/MODROB Projects (in R&C Books)	0	0	0	0	0	0	0	
	a) SIEMENS COE	0	0	0	0	0	0	0	
	b) SIEMENS COE - Service	0	0	0	0	0	0	0	
11	Miscellaneous Projects	4 71 21 889	0	94 05 239	5 65 27 128	73 10 474	4 92 16 654	0	
12	HACKATHON	64 208	0	1 631	65 839	0	65 839	0	
13	L & T - CTM Funds	2 97 31 823	0	1 07 09 581	4 04 41 404	69 99 583	3 34 41 821	0	
14	Conference Consultancy Fund	40 96 288	0	14 93 902	55 90 190	7 61 950	48 28 240	0	
15	Research Management Fund	81 32 443	0	9 98 634	91 31 077	5 89 575	85 41 502	0	
16	ECC Fund	4 57 99 049	0	5 56 04 208	10 14 03 257	6 23 96 823	3 90 06 434	0	
17	ICSR Fund	51 33 361	0	7 14 113	58 47 474	0	58 47 474	0	
18	Project & Consultancy Fund (in Institute Books)	1 16 75 300	0	0	1 16 75 300	0	1 16 75 300	0	
19	MEITY	62 22 259	0	20 77 671	82 99 930	17 40 802	65 59 128	0	
20	Funds Due in R&C/Projects Account (S.Debtors)	0	66 52 149	29 78 197	36 73 952	87 887	0	37 61 839	
21	Accumulated income over the period in Consultancy earnings	1 00 56 239	0	2 59 22 967	3 59 79 206	0	3 59 79 206	0	
	TOTAL	29 06 54 226	66 52 149	20 19 91 628	49 33 41 609	14 94 87 605	34 02 67 939	37 61 839	
22	TEQIP Project	83 149	0	2 268	85 417	85 417	0	0	
23	MOOCs Projects - Grant RECEIPT & LAPSED	0	0	3 00 00 000	3 00 00 000	3 00 00 000	0	0	
	TOTAL	29 07 37 375	66 52 149	23 19 93 896	52 34 27 026	17 95 73 022	34 02 67 939	37 61 839	


Note: TEQIP unspent interest balance amount of Rs.85417 as on 31.03.2022 is accounted in Corpus a/c as receivable from TEQIP a/c


N. Sankar
Registrar (i/c)
NIT-Tiruchirappalli

[Signature]
Director
NIT-Tiruchirappalli

SCHEDULE 3 (b): SPONSORED FELLOWSHIPS AND SCHOLARSHIPS

Sl. No.	Name of Sponsor	Opening Balance As on 01-04-2021		Transactions During the year		Closing Balance As On 31-03-2022	
		CR	DR	CR	DR	CR	DR
1	2	3	4	5	6	7	8
1	University Grants Commission	0	0	0	0	0	0
2	Ministry.....	0	0	0	0	0	0
3	Others (Specify individually)						
	a) R & C Fellowships	1 22 18 956	0	78 89 959	76 82 180	1 24 26 735	0
	b) State scholarships	41 36 080	0	4 74 218	6 26 613	39 83 685	0
	b) i) PMRF	14 11 613	0	1 52 47 773	1 66 59 386	0	0
	b) i) PMRF-RECEIPT & LAPSED	0	0	72 96 421	72 96 421	0	0
	c) QIP Fellowships	6 07 336	0	6 87 923	0	12 95 259	0
	TOTAL	1 83 73 985	0	3 15 96 294	3 22 64 600	1 77 05 679	0


 Registrar (i/c)
 NIT-Tiruchirappalli


 Director
 NIT-Tiruchirappalli

National Institute of Technology, Tiruchirappalli-620 015
SCHEDULE 3 (c): UNUTILISED GRANTS FROM UGC, GOVERNMENT OF INDIA AND STATE GOVERNMENTS

Particulars	2021-22	2020-21
A. Capital Grants : Government of India, MoE		
Balance B/F	10 25 18 124	6 15 20 090
Add : Receipts during the year	2 98 03 184	24 90 21 000
Total (a)	13 23 21 308	31 05 41 090
Less Refunds		
Less : Utilized for Revenue Expenditure	0	0
Less : Utilized for Capital Expenditure	13 23 21 308	20 80 22 966
Total (b)	13 23 21 308	20 80 22 966
Unutilized carried forward (a-b)		10 25 18 124
B. UGC Grants : Plan		
Balance B/F	0	0
Add : Receipts during the year	0	0
Total (c)	0	0
Less Refunds		
Less : Utilized for Revenue Expenditure	0	0
Less : Utilized for Capital Expenditure	0	0
Total (d)	0	0
Unutilized carried forward (c-d)		0
C. Govt. of India, MoE Grants: Revenue		
Balance B/F	0	21 45 49 144
Add : Receipts during the year (Grant)	175 81 53 787	145 83 55 162
Total (e)	175 81 53 787	167 29 04 306
Less : Surplus IRG of earlier years transfer to Capital Fund, if any		
Less : Utilized for Revenue Expenditure	175 81 53 787	167 29 04 306
Less : Utilized for Capital Expenditure	0	0
Total (f)	175 81 53 787	167 29 04 306
Unutilized carried forward (e-f)		0
D. Plan Grants : Government of India		
Balance B/F	0	0
Add : Receipts during the year	0	0
Total (g)	0	0
Less Refunds		
Less : Utilized for Revenue Expenditure	0	0
Less : Utilized for Capital Expenditure	0	0
Total (h)	0	0
Unutilized carried forward (g-h)		0
* GRAND TOTAL (A+B+C+D)	0	10 25 18 124

N. Dhand
 Registrar (i/c)
 NIT-Tiruchirappalli

[Signature]
 Director
 NIT-Tiruchirappalli

National Institute of Technology, Tiruchirappalli-620 015

SCHEDULE 3 (C): UNUTILISED GRANTS FROM UGC, GOVERNMENT OF INDIA AND STATE GOVERNMENTS - OBJECT HEADWISE & IRG

Particulars	₹	2021-22	2020-21
A. Capital Grants : Government of India, MoE (OH-35):			
Balance B/F		10 25 18 124	6 15 20 090
Add : Receipts during the year		2 98 03 184	24 90 21 000
Total (a)		13 23 21 308	31 05 41 090
Less Refunds			
Less : Utilized for Revenue Expenditure		0	0
Less : Utilized for Capital Expenditure		13 23 21 308	20 80 22 966
Total (b)		13 23 21 308	20 80 22 966
Unutilized carried forward (a-b) (OH-35)		0	10 25 18 124
B. Govt. of India, MoE Grants : Revenue (OH-36):			
Balance B/F		0	21 45 49 144
Add : Receipts during the year (Grant)		98 89 84 394	66 68 30 000
Total (c)		98 89 84 394	88 13 79 144
Less : Utilized for Revenue Expenditure		100 55 95 375	94 25 93 665
Less : Utilized for Capital Expenditure		0	0
Total (d)		100 55 95 375	94 25 93 665
Unutilized carried forward (c-d) (OH 36)		-1 66 10 981	-6 12 14 521
Deficit balance adjusted in IRG		1 66 10 981	6 12 14 521
Unutilized carried forward (OH-36)		0	0
C. Govt. of India, MoE Grants: Revenue (OH-31):			
Balance B/F		0	0
Add : Receipts during the year (Grant)		76 91 69 393	79 15 25 162
Total (e)		76 91 69 393	79 15 25 162
Less : Surplus IRG transfer to Capital Fund, if any		0	0
Less : Utilized for Revenue Expenditure		103 02 16 220	83 16 35 685
Less : Utilized for Capital Expenditure		0	0
Total (f)		103 02 16 220	83 16 35 685
Unutilized carried forward (e-f) (OH 31)		-26 10 46 827	-4 01 10 523
Deficit balance adjusted in IRG		26 10 46 827	4 01 10 523
Unutilized carried forward		0	0
Total of Unutilized Grant (OH 35,36 & 31)		0	10 25 18 124
Total of Deficit balance adjusted in IRG (OH 36 & 31)		27 76 57 808	10 13 25 044
D. IRG Account:			
IRG Receipts during the year			
Less : IRG Utilization during the year:		78 47 31 585	81 72 70 081
Deficit balance under OH-31 an OH-36 adjusted in IRG		27 76 57 808	10 13 25 044
Utilized for Capital Expenditure-CPWD		38 42 80 299	1 23 60 000
Utilized for Capital Expenditure HEFA Loan Repayment		6 22 85 000	5 16 00 000
Utilized for Capital Expenditure(Asset Purchase)		3 45 29 258	53 52 138
Transfer to Corpus Fund		8 97 00 000	7 20 00 000
Total IRG Utilization during the year		84 84 52 365	24 26 37 182
Surplus IRG (Excluding Depreciation)		-6 37 20 780	57 46 32 899
Depreciation for the year		37 42 71 470	34 24 83 891

N. Dhandu
Registrar (i/c)
NIT-Tiruchirappalli


Director
NIT-Tiruchirappalli


National Institute of Technology, Tiruchirappalli-620 015
SCHEDULE 4: FIXED ASSETS


Sl.No.	Assets Heads	Gross Block				Depreciation for the year 2021-22				Net Block	
		Op Balance	Additions	Deductions	Cl Balance 31-03-2022	Dep Opening Balance	Depreciation for the year	Deductions/Adjustment	Total Depreciation	31-03-2022	31-03-2021
1	Land	47 09 795	0	0	47 09 795	0	0	0	0	47 09 795	47 09 795
2	Site Development	0	0	0	0	0	0	0	0	0	0
3	Buildings	263 38 53 444	64 67 97 524	0	328 06 50 968	46 72 26 575	14 78 06 343	0	61 50 32 918	266 56 18 050	216 66 26 869
4	Roads & Bridges	4 66 12 034	1 83 865	0	4 67 95 899	55 51 785	9 35 917	0	64 87 702	4 03 08 197	4 10 60 249
5	Tubewells & Water Supply	4 96 17 864	0	0	4 96 17 864	64 58 064	9 92 356	0	74 50 420	4 21 67 444	4 31 59 800
6	Sewage & Drainage	7 30 47 101	42 72 349	0	7 73 19 450	84 39 047	16 88 826	0	1 01 27 873	6 71 91 577	6 46 08 054
7	Electrical Installation and Equipment	33 96 86 350	2 95 07 566	0	36 91 93 916	10 30 00 118	2 42 54 580	0	12 72 54 698	24 19 39 218	23 66 86 232
8	Plant & Machinery	9 65 65 853	1 81 30 045	0	11 46 95 898	2 63 31 533	84 46 125	0	3 47 77 658	7 99 18 240	7 02 34 320
9	Scientific & Laboratory Equipments	193 84 13 636	12 72 58 290	0	206 56 71 926	117 61 99 185	12 54 68 846	0	130 16 68 031	76 40 03 895	76 22 14 451
10	Office Equipments	7 41 30 242	4 01 400	0	7 45 31 642	5 54 90 619	36 70 959	0	5 91 61 578	1 53 70 064	1 86 39 623
11	Audio Visual Equipments	1 73 76 928	40 91 664	0	2 14 68 592	66 15 985	16 10 146	0	82 26 131	1 32 42 461	1 07 60 943
12	Computers & Peripherals	36 79 63 764	4 14 74 537	0	40 94 38 301	31 41 89 622	2 98 03 301	0	34 39 92 923	6 54 45 378	5 37 74 142
13	Furniture, fixtures & Fittings	18 59 54 730	46 73 210	0	19 06 27 940	10 11 85 263	1 29 38 311	0	11 41 23 574	7 65 04 366	8 47 69 467
14	Vehicles	1 47 79 668	0	0	1 47 79 668	96 94 090	10 16 202	0	1 07 10 292	40 69 376	50 85 578
15	Lib Books & Scientific Journals	6 45 91 701	3 70 272	0	6 49 61 973	4 48 03 778	48 55 288	0	4 96 59 066	1 53 02 907	1 97 87 923
16	Small Value Assets	23 387	12 302	0	35 689	23 387	12 302	0	35 689	0	0
17	Total (A)	590 73 26 497	87 71 73 024	0	678 44 99 521	232 52 09 051	36 34 99 502	0	268 87 08 553	409 57 90 968	358 21 17 446
	Capital Work in Progress (B)	127 15 86 665	15 42 54 479	68 35 51 474	74 22 89 670	0	0	0	0	74 22 89 670	127 15 86 665
Sl.No.	Intangible Assets	Cl Balance	Additions	Deductions	Cl Balance	Amorti. Op Balance	Amortization for the year	Deductions/Adjustment	Total Amortization	31-03-2022	31-03-2021
18	Computer Software(Incl. SIEMENS)*	98 21 21 222	1 55 58 112	0	99 76 79 334	97 78 06 290	97 22 745	0	98 75 29 035	1 01 50 299	43 14 932
19	E-Journals	4 95 38 854	29 26 103	0	5 24 64 957	4 90 29 243	15 10 181	0	5 05 39 424	19 25 533	5 09 611
20	Patents	46 02 419	18 03 182	0	64 05 601	13 34 657	7 11 734	0	20 46 391	43 59 210	32 67 762
21	SIEMENS' IP	5 14 88 606	0	0	5 14 88 606	1 71 62 868	57 20 956	0	2 28 83 824	2 86 04 782	3 43 25 738
	Total (C)	108 77 51 101	2 02 87 397	0	110 80 38 498	104 53 33 058	1 76 65 616	0	106 29 98 674	4 50 39 824	4 24 18 043
	Grand Total (A+B+C)	826 66 64 263	1 05 17 14 900	68 35 51 474	863 48 27 689	337 05 42 109	38 11 65 118	0	375 17 07 227	488 31 20 462	489 61 22 154

Note: The figure in column 'Deductions' under Gross Block against head 'Capital Work in Progress' represents the transfer from Work in Progress to assets during the year.

The figure in column 'Additions' during the year under Gross Block against Assets 1 to 14 include transfer from Work in Progress during the year, as well as further acquisitions during the year.

* Scientific & Laboratory Equipments Depreciation includes SIEMENS assets Depreciation for the Year of ₹68,98,648/-


Director
NIT-Tiruchirappalli


Registrar (i/c)
NIT-Tiruchirappalli

National Institute of Technology, Tiruchirappalli-620 015
SCHEDULE 4(a): FIXED ASSETS - Capital Grant & IRG

Sl.No.	Assets Heads	Gross Block				Depreciation for the year 2021-22				Net Block	
		Op Balance	Additions	Deductions	Cl Balance 31-03-2022	Dep Opening Balance	Depreciation for the year	Deductions/ Adjustment	Total Depreciation	31-03-2022	31-03-2021
1	Land	47 09 795	0	0	47 09 795	0	0	0	0	47 09 795	47 09 795
2	Site Development	0	0	0	0	0	0	0	0	0	0
3	Buildings	263 38 53 444	64 67 97 524	0	328 06 50 968	46 72 26 575	14 78 06 343	0	61 50 32 918	2 66 56 18 050	2 16 66 26 869
4	Roads & Bridges	4 66 12 034	1 83 865	0	4 67 95 899	55 51 785	9 35 917	0	64 87 702	4 10 60 249	4 10 60 249
5	Tubewells & Water Supply	4 96 17 864	0	0	4 96 17 864	64 58 064	9 92 356	0	74 50 420	4 31 59 800	4 31 59 800
6	Sewage & Drainage	7 30 47 101	42 72 349	0	7 73 19 450	84 39 047	16 88 826	0	1 01 27 873	6 71 91 577	6 46 08 054
7	Electrical Installation and Equipment	33 96 14 320	2 95 07 566	0	36 91 21 886	10 29 85 710	2 42 50 978	0	12 72 36 688	24 18 85 198	23 66 28 610
8	Plant & Machinery	9 63 97 703	1 81 30 045	0	11 45 27 748	2 63 14 717	84 37 717	0	3 47 52 434	7 97 75 314	7 00 82 986
9	Scientific & Laboratory Equipments	184 04 42 341	12 72 58 290	0	196 77 00 631	115 11 69 531	11 76 31 142	0	126 88 00 673	69 88 99 958	68 92 72 810
10	Office Equipments	7 41 30 242	4 01 400	0	7 45 31 642	5 54 90 619	36 70 959	0	5 91 61 578	1 53 70 064	1 86 39 623
11	Audio Visual Equipments	1 72 81 369	40 91 664	0	2 13 73 033	65 87 317	16 02 979	0	81 90 296	1 31 82 737	1 06 94 052
12	Computers & Peripherals	36 75 21 773	4 14 74 537	0	40 89 96 310	31 38 77 766	2 97 14 903	0	34 35 92 669	6 54 03 641	5 36 44 007
13	Furniture, Fixtures & Fittings	18 57 66 730	46 73 210	0	19 04 39 940	10 11 14 763	1 29 24 211	0	11 40 38 974	7 64 00 966	8 46 51 967
14	Vehicles	1 47 34 008	0	0	1 47 34 008	96 75 826	10 11 636	0	1 06 87 462	40 46 546	50 58 182
15	Lib.Books & Scientific Journals	6 45 91 701	3 70 272	0	6 49 61 973	4 48 03 778	48 55 288	0	4 96 59 066	1 53 02 907	1 97 87 923
16	Small Value Assets	23 387	12 302	0	35 689	23 387	12 302	0	35 689	0	0
	Total (A)	580 83 43 812	87 71 73 024		668 55 16 836	229 97 18 885	35 55 35 557	0	265 52 54 442	403 02 62 394	350 86 24 927
17	Capital Work in Progress (B)	127 15 86 665	15 42 54 479	68 35 51 474	74 22 89 670	0	0	0	0	74 22 89 670	127 15 86 665
	Intangible Assets	44 286	Additions	Deductions	Cl Balance	Amorti. Op Balance	Amortization for the year	Deductions/ Adjustment	Total Amortization	31-03-2022	31-03-2021
18	Computer Software	14 29 03 949	1 55 58 112	0	15 84 62 061	13 85 89 017	97 22 745	0	14 83 11 762	1 01 50 299	43 14 932
19	E-Journals	4 95 38 854	29 26 103	0	5 24 64 957	4 90 29 243	1510181	0	5 05 39 424	19 25 533	5 09 611
20	Patents	46 02 419	18 03 182	0	64 05 601	13 34 657	7 11 734	0	20 46 391	43 59 210	32 67 762
21	SIEMENS IP	5 14 88 606	0	0	5 14 88 606	1 71 62 868	57 20 956	0	2 28 83 824	2 86 04 782	3 43 25 738
	Total (C)	24 85 33 828	2 02 87 397	0	26 88 21 225	20 61 15 785	1 76 65 616	0	22 37 81 401	4 50 39 824	4 24 18 043
	Grand Total (A+B+C)	732 84 64 305	1 05 17 14 900	68 35 51 474	769 66 27 731	250 58 34 670	37 32 01 173	0	287 90 35 843	481 75 91 888	482 26 29 635

Note: The figure in column 'Deductions' under Gross Block against head Capital Work in Progress represents the transfer from Work in Progress to Assets during the year. The figure in column 'Additions' during the year under Gross Block against Asses 1 to 14 include transfer from Work in Progress during the year, as well as further acquisitions during the year.

N. S. D. S.
Registrar (I/C)
NIT-Tiruchirappalli

[Signature]
Director
NIT-Tiruchirappalli

National Institute of Technology, Tiruchirappalli-620 015
SCHEDULE 4 (b): FIXED ASSETS-OTHERS (Sponsored Projects)


Sl.No.	Assets Heads	Gross Block				Depreciation for the year 2021-22				Net Block	
		Op Balance	Additions	Deductions	Cl Balance	Dep Opening Balance	Depreciation for the year	Deductions/ Adjustment	Total Depreciation	31-03-2022	31-03-2021
1	Land	0	0	0	0	0	0	0	0	0	0
2	Site Development	0	0	0	0	0	0	0	0	0	0
3	Buildings	0	0	0	0	0	0	0	0	0	0
4	Roads & Bridges	0	0	0	0	0	0	0	0	0	0
5	Tubewells & Water Supply	0	0	0	0	0	0	0	0	0	0
6	Sewage & Drainage	0	0	0	0	0	0	0	0	0	0
7	Electrical Installation and Equipment	72 030	0	0	72 030	14 408	3 602	0	18 010	54 020	57 622
8	Plant & Machinery	1 68 150	0	0	1 68 150	16 816	8 408	0	25 224	1 42 926	1 51 334
9	Scientific & Laboratory Equipments	9 79 71 295	0	0	9 79 71 295	2 50 29 654	78 37 704	0	3 28 67 358	6 51 03 937	7 29 41 641
10	Office Equipments	0	0	0	0	0	0	0	0	0	0
11	Audio Visual Equipments	95 559	0	0	95 559	28 668	7 167	0	35 835	59 724	66 891
12	Computers & Peripherals	4 41 991	0	0	4 41 991	3 11 856	88 398	0	4 00 254	41 737	1 30 135
13	Furniture, Fixtures & Fittings	1 88 000	0	0	1 88 000	70 500	14 100	0	84 600	1 03 400	1 17 500
14	Vehicles	45 660	0	0	45 660	18 264	4 566	0	22 830	22 830	27 396
15	Lib.Rooks & Scientific Journals	0	0	0	0	0	0	0	0	0	0
16	Small Value Assets	0	0	0	0	0	0	0	0	0	0
	Total (A)	9 89 82 685	0	0	9 89 82 685	2 54 90 166	79 63 945	0	3 34 54 111	6 55 28 574	7 34 92 519
17	Capital Work in Progress (B)	0	0	0	0	0	0	0	0	0	0
	Total	9 89 82 685	0	0	9 89 82 685	2 54 90 166	79 63 945	0	3 34 54 111	6 55 28 574	7 34 92 519
	Intangible Assets	Op Balance	Additions	Deductions	Cl Balance	Amort. Op Balance	Amorti. for the year	Deductions/ Adjustment	Total Amortization	31-03-2022	31-03-2021
18	Computer Software (SIEMENS)	83 92 17 273	0	0	83 92 17 273	83 92 17 273	0	0	83 92 17 273	0	0
19	E-Journals	0	0	0	0	0	0	0	0	0	0
20	Patents	0	0	0	0	0	0	0	0	0	0
21	SIEMENS' IP	0	0	0	0	0	0	0	0	0	0
	Total (C)	83 92 17 273	0	0	83 92 17 273	83 92 17 273	0	0	83 92 17 273	0	0
	Grand Total (A+B+C)	93 81 99 958	0	0	93 81 99 958	86 47 07 439	79 63 945	0	87 26 71 384	6 55 28 574	7 34 92 519


N. Prudh
 Registrar (i/c)
 NIT-Tiruchirappalli

[Signature]
 Director
 NIT-Tiruchirappalli

National Institute of Technology, Tiruchirappalli-620 015
SCHEDULE 5 : INVESTMENTS FROM EARMARKED/ENDOWMENT FUNDS

Sl. No.	Particulars	2021-22	2020-21
1	In Central Government Securities	0	0
2	In State Government Securities	0	0
3	Other approved Securities	0	0
4	Shares	0	0
5	Debentures and Bonds	0	0
6	Term Deposits with Banks	185 33 67 167	166 92 83 847
7	Others (to be specified)	0	0
	Total	185 33 67 167	166 92 83 847


 Registrar (i/c)
 NIT-Tiruchirappalli


 Director
 NIT-Tiruchirappalli

National Institute of Technology, Tiruchirappalli-620 015

SCHEDULE 5 (a): INVESTMENTS FROM EARMARKED/ENDOWMENT FUNDS (FUND WISE)

	₹		₹		₹
Sl.No.	Particulars	2021-22	2020-21	2020-21	2020-21
1	Corpus Fund Investments	176 84 45 125		158 73 70 793	
2	Staff Development Fund Investments	2 71 54 547		2 56 60 885	
3	Maintenance Fund Investments	11 68 956		11 15 105	
4	Depreciation Fund Investments	11 68 956		11 15 105	
5	Student Welfare Fund Investments	1 75 34 311		1 67 26 547	
6	ECC Fund Investments	1 78 03 976		1 69 70 511	
7	AIC Fund Investments	52 00 000		52 00 000	
8	Endowment Fund Investments	1 48 91 297		1 51 24 901	
	Total	185 33 67 167		166 92 83 847	

N. Drmud

Registrar (i/c)

NIT-Tiruchirappalli

[Signature]

Director

NIT-Tiruchirappalli


National Institute of Technology, Tiruchirappalli-620 015

SCHEDULE 6 : INVESTMENTS - OTHERS

		₹	₹		₹
Sl.No.	Particulars	2021-22	2020-21		2020-21
1	In Central Government Securities	0	0		0
2	In State Government Securities	0	0		0
3	Other approved Securites	0	0		0
4	Shares	0	0		0
5	Debentures and Bonds	0	0		0
6	Others (to be specified)	0	0		0
	Total	0	0		0


 N. Sundar
 Registrar (i/c)

NIT - Tiruchirappalli


 Director
 NIT - Tiruchirappalli

National Institute of Technology, Tiruchirappalli-620 015

SCHEDULE 7 : CURRENT ASSETS

	₹	₹
Particulars	2021-22	2020-21
1. Stock		
a) Stores and Spares	0	0
b) Loose Tools	0	0
c) Publications	0	0
d) Laboratory chemicals, Consumables and glass ware	0	0
e) Building Material	0	0
f) Electrical Material	0	0
g) Stationery	0	0
h) Water supply Materials	0	0
2. Sundry Debtors		
a) Debts Outstanding for a period of exceeding six months	0	0
b) Other ()	2 96 59 506	2 46 16 051
3. Cash and bank Balances (inc.Stamp on Hand)		
Stamp on Hand :	1 46 017	48 512
a) With Scheduled Banks:-		
- In Current Accounts	1 95 68 978	3 76 94 234
- In Term Deposit Accounts	200 80 06 522	175 45 38 229
- In Savings Accounts	38 93 10 505	66 34 25 423
b) With Non-Scheduled Banks:-		
- In Term Deposit Accounts	0	0
- In Savings Accounts	0	0
4. Post Office-Savings Accounts	0	0
Total	244 66 91 528	248 03 22 449

N. Venk
Registrar (i/c)


NIT-Tiruchirappalli


[Signature]
Director

NIT-Tiruchirappalli

National Institute of Technology, Tiruchirappalli-620 015
SCHEDULE 7 : ANNEXURE A

Head of Account	Name of the Bank	A/C - No.	Amount
I. Savings Bank Account			
1. PLAN Account	SBI, NITT	10023882957	17 22 89 819
2. NON PLAN Account	SBI, NITT	10023882946	2 18 68 663
3. CANARA Bank Account	Trichy Rly Jn.	36127	2 37 708
4. TEQIP Account	SBI, NITT	10023883008	85 417
5. a) ECC Account	SBI, NITT	10023883064	3 90 06 435
b) ICSR Account	SBI, NITT	4085-3514-994	58 47 474
6. CORPUS and Other Funds Account	SBI, NITT	10023883097	11 78 282
7. Research & Development Funds	SBI, NITT	10023883042	2 05 78 278
8. SCHOLARSHIPS Account	SBI, NITT	10023883019	39 83 685
9. Research Management Fund	SBI, NITT	33076404999	85 41 502
10. HP Account (Balance & Demand Remittance A/c)	SBI, NITT	30165680347	10 000
11. SERB Account	SBI, NITT	393-505-937-62	3 75 98 734
12. ISRO-STIC Account	SBI, NITT	393-505-953-74	66 03 988
13. CSIR Account	SBI, NITT	4085-32-22-118	13 28 151
14. SPARC Account	SBI, NITT	4085-35-17-112	1 14 28 253
15. DEFENCE Account	SBI, NITT	4085-35-17-837	2 49 81 887
16. DST Account	SBI, NITT	4085-35-17-485	3 19 17 596
17. UGC Account	SBI, NITT	4085-35-167-20	18 24 634
II. Current Account			
1. Service Tax Account	SBI, NITT	34837295014	21 28 585
2. Student Fee Account	SBI, NITT	35821815354	10 000
3. Foreign Exchange Transactions Account	SBI, NITT	10891414445	24 66 542
4. EIGHTY BATCH CHAIR FUND Account	SBI, NITT	36736417068	29 06 503
5. PG fees Account	SBI, NITT	38127411825	1 07 081
6. Other Fees Account	SBI, NITT	38127412035	27 271
7. Canara Bank Escrow Principal Account	Canara Bank, Thuvakudi	3314201000215	3 65 540
8. Canara Bank Escrow Interest Account	Canara Bank, Thuvakudi	3314201000216	.0
9. CSAB 2019 - 311 Account	SBI, NITT	38557109311	53 72 690
10. CSAB 2019 - 220 Account	SBI, NITT	38557109220	3 17 770
11. Conference Consultancy Account	SBI, NITT	38322028974	48 28 240
12. AIC Account	SBI, NITT	37836124626	10 38 756
13. SERB Current Account	SBI, NITT	388811629683 (SR A/c closed)	0
FEMS - TSA (RBI Assignment A/c)	RBI	10681401001	0
III. Term Deposits with Schedule Banks			
1. IRG Deposits (in Plan a/c)	SBI, NITT		74 67 03 037
1. IRG Deposits (in HEK a/c)	SBI, HEK		2 40 00 000
2. Canara Bank Escrow Principal Account	Canara Bank, Thuvakudi		3 93 97 256
3. IRG Deposits (in Non-Plan A/c)	SBI, NITT		57 91 64 421
4. PG Fees Account Deposits (MOD)	SBI, NITT		36 56 09 324
5. R & C Funds	SBI, NITT		12 19 91 760
6. ECC Funds	SBI, NITT		3 50 00 000
7. CSAB 2019 Deposits	SBI, NITT		9 61 40 724
Total			241 68 86 005



Director
NIT-Tiruchirappalli



Registrar (I/c)
NIT-Tiruchirappalli

National Institute of Technology, Tiruchirappalli -620 015

SCHEDULE 8 : LOANS, ADVANCES & DEPOSITS

	₹	₹
Particulars	2021-22	2020-21
1. Advance to Employees (Non-Interest Bearing)		
a) Salary	0	0
b) Festival	7 200	7 200
c) LTC	1 11 750	23 681
d) Medical Advance	2 98 590	1 20 361
e) Other (to be specified)	0	0
2. Long Term Advance to Employees (Interest Bearing)		
a) Vehicles Loan	11 88 981	16 80 369
b) Home Loan	0	0
c) Other (to be specified) -Computer Loan	15 01 578	18 24 510
3. Advances and Other amount recoverable in Cash or in kind or for Value to be received:		
a) On Capital Account- Deposits with CPWD	54 01 66 688	22 32 01 271
b) To Suppliers	9 47 090	9 47 090
c) Other (to be specified)-Contingency - Institute and R&C	9 69 391	48 79 211
4. Prepaid Expenses		
a) Insurance	27 36 074	26 78 665
b) Other Expenses	2 56 84 412	1 72 03 704
5. Deposits		
a) Telephone	1 03 079	1 03 079
b) Lease Rent	0	0
c) Electricity	69 51 939	1 37 82 190
d) AICTE, if applicable	0	0
f) Others (to be specified)	0	0
6. Income Accrued:		
a) On Investments from Earmarked/Endowment Funds	4 76 59 909	3 77 65 198
b) On Investment Others	3 68 28 405	3 53 31 977
c) On Loans and Advances	0	0
d) Others (includes income due unrealized) CSAB 2019 Investment	28 37 701	33 34 691
7. Other-Current Assets receivable from UGC/Sponsored Projects		
a) Debit Balances in Sponsored Projects	37 61 839	66 52 149
b) Debit Balances in Fellowship & Scholarship(QIF)	0	0
c) Grants Receivables	0	0
d) Other Receivables	1 14 30 166	31 54 700
8. Claims Receivables (IT TDS)		
Total	68 62 06 312	35 56 75 801


 Registrar (i/c)
 NIT-Tiruchirappalli


 Director
 NIT-Tiruchirappalli

**SCHEDULES FORMING PART
OF
INCOME AND EXPENDITURE ACCOUNT**

National Institute of Technology, Tiruchirappalli-620 015
SCHEDULE 9 : ACADEMIC RECEIPTS

	₹	₹
Particulars	2021-22	2020-21
Fees from Students		
Academic		
1. Tuition Fee (including share of corpus fund - Rs.7,80,00,000)	48 76 10 618	54 33 30 687
2. Admission Fee	46 52 000	45 44 000
3. Enrolment Fee / Convocation Fee	95 95 150	95 18 800
4. Library Admission Fee	2 17 20 950	1 76 17 900
5. Laboratory Fee / Computer Fee	2 36 57 012	1 66 41 150
6. Art & Craft Fee / Sports Fee	96 92 963	15 32 900
7. Registration Fee	29 48 147	27 64 050
8. Syllabus Fee/ MBA Fee	71 57 169	63 95 450
Total (A)	56 70 34 009	60 23 44 937
Examinations		
1. Admission Test Fee	0	0
2. Annual Examination Fee	1 25 01 969	1 38 94 667
3. Mark Sheet, Certificate Fee	8 000	5 51 952
4. Entrance Examination Fee	0	0
Total (B)	1 25 09 969	1 44 46 619
Other Fees		
1. Identity Card Fee	0	0
2. Fine / Miscellaneous Fee	64 31 150	64 62 572
3. Medical Fee	5 65 300	5 66 650
4. Transportation Fee/Bus Fare Collection	1 50 435	86 425
5. Hostel Fee	0	0
Total (C)	71 46 885	71 15 647
Sale of Publications		
1. Sale of Admission forms	17 57 401	18 07 350
2. Sale of Syllabus and Question Paper, etc.	0	0
3. Sale of Prospectus including Admission Forms	0	0
Total (D)	17 57 401	18 07 350
Other Academic Receipts		
1. Registration fee for Workshops, Programmes	0	0
2. Registration fee (Academic Staff College)	0	0
3. Campus Development Fee (including share of Corpus Fund Rs.1,17,00,000)	2 25 72 000	2 24 73 500
Total (E)	2 25 72 000	2 24 73 500
Grand Total (A+B+C+D+E)	61 10 20 264	64 81 88 053

N. Dhandu

Registrar (i/c)
NIT-Tiruchirappalli

[Signature]
Director
NIT-Tiruchirappalli

National Institute of Technology, Tiruchirappalli-620 015
SCHEDULE 10 : GRANTS/ SUBSIDIES (IRREVOCABLE GRANTS RECEIVED)


Particulars	CAPITAL			Total Capital	REVENUE		2021-22	2020-21
	Govt.of India MoE	UGC			Govt.of India MoE			
		Capital	Specific Schemes					
Balance B/F	10 25 18 124	0	0	10 25 18 124	0	0	10 25 18 124	27 60 69 234
Add : Receipts during the year								
<i>Total Grant Sanctioned during the year (a)</i>	<i>13 50 00 000</i>			<i>13 50 00 000</i>	<i>1 78 91 93 669</i>		<i>1 92 41 93 669</i>	
<i>Less: Grant Lapsed during the year (b)</i>	<i>10 51 96 816</i>			<i>10 51 96 816</i>	<i>3 10 39 882</i>		<i>13 62 36 698</i>	
Net Grant Received (a-b)	2 98 03 184	0	0	2 98 03 184	1 75 81 53 787		1 78 79 56 971	170 73 76 162
Interest Income	0	0	0	0	0		0	0
Total	13 23 21 308			13 23 21 308	1 75 81 53 787		1 89 04 75 095	1 98 34 45 396
Less : Surplus IRG 2018-19 transfer to Capital Fund	0	0	0	0	0		0	0
Balance	13 23 21 308	0	0	13 23 21 308	175 81 53 787		189 04 75 095	198 34 45 396
Less : Utilised for Capital Expenditure (A)	13 23 21 308	0	0	13 23 21 308	0		13 23 21 308	20 80 22 966
Balance	0	0	0	0	175 81 53 787		175 81 53 787	177 54 22 430
Less : utilised for Revenue Expenditure (B)	0	0	0	0	0		0	167 29 04 306
Balance C/F (C)	0	0	0	0	0		0	10 25 18 124


A- Appears as addition to Capital Fund as well as additions to Fixed Assets during the year.

B- Appears as income in the Income & Expenditure Account.

C. i. Appears under Current Liabilities in the Balance Sheet and will become the opening balance next year.

ii. Represented by Bank balances, investments and Advances on the assets side.


Registrar (i/c)
NIT-Tiruchirappalli


Director
NIT-Tiruchirappalli

National Institute of Technology, Tiruchirappalli-620 015

SCHEDULE 11 : INCOME FROM INVESTMENTS

Particulars	Earmarked / Endowment Funds		Other investments	
	2021-22	2020-21	2021-22	2020-21
	₹			
1) Interest				
a) On Government Securities	0	0	0	0
b) Other Bonds/Debentures	0	0	0	0
2) Interest on Term Deposits	4 18 88 617	5 29 62 573	6 96 50 006	6 41 44 457
3) Income accrued but not due on Term Deposits/Interest bearing advance to employee	4 76 59 909	3 77 65 198	0	0
4) Interest on Savings Bank Accounts	2 54 213	1 44 937	0	0
5) Others (Specify)	0	0	0	0
Total	8 98 02 739	9 08 72 708	6 96 50 006	6 41 44 457
Transferred to Earmarked / Endowment Funds	8 98 02 739	9 08 72 708	0	0
Balance	0	0	0	0

N. Srinivas
Registrar (i/c)

NIT - Tiruchirappalli



Director


NIT - Tiruchirappalli

National Institute of Technology, Tiruchirappalli-620 015
SCHEDULE 12 : INTEREST EARNED

	₹	₹
Particulars	2021-22	2020-21
1) On Savings Accounts with Scheduled Banks	72 19 720	81 38 713
2) On Loans		
a) Employee/Staff	5 09 526	4 84 948
b) Others	0	0
3) On Debtors, EB (SD) and Other Receivables	5 92 634	7 56 155
Total	83 21 880	93 79 816

592634 EB DEPOSIT INTEREST


 Registrar (i/c)
 NIT-Tiruchirappalli


 Director
 NIT-Tiruchirappalli

National Institute of Technology, Tiruchirappalli-620 015
SCHEDULE 13 : OTHER INCOME

	2021-22	2020-21
A. Income from Land & Building:		
1. Hostel Room Rent	3 26 21 821	2 95 39 547
2. License Fee Qtrs	56 27 545	64 45 580
3. Hire Charges of Auditorium/Play Ground/Convention Centre, Commercial Complex	41 77 421	20 88 443
4. Electricity charge recovered	2 75 52 410	2 55 67 042
5. Water charges recovered	20 68 512	17 35 308
Total (A)	7 20 47 709	6 53 75 920
B. Sale of Institute's Publications (B)	0	0
C. Income from Holding Events:		
1. Gross Receipts from Annual Function/Sports Carnival	0	0
Less: Direct Expenditure incurred on the Annual Function/Sports Carnival	0	0
2. Gross Receipts from Fetes	0	0
Less: Direct Expenditure incurred on the Fetes	0	0
3. Gross Receipts from Educational Tours	0	0
Less: Direct Expenditure incurred on the Tours	0	0
4. Others (to be specified and separately disclosed)	0	0
Total (C)	0	0
D. Others:		
1. Income from Consultancy	15 92 492	19 14 266
a) Honorarium to staff	0	0
2. R/I Fees	270	430
3. Income from Royalty	0	0
4. Sale of Application Form (Recruitment)	21 40 165	41 16 075
5. Misc. Receipts (Sale of Tender Form, Waste Paper etc.)	35 13 549	10 71 347
6. Profit on Sale/Disposal of Assets:-		
a) Owned Assets (under buy back purchase)	0	0
b) Assets received Free of Cost	0	0
7. Grants/Donations from Institutions, Welfare Bodies and International Organizations	0	0
8. Other (specify)		
a) Association and cultural fee	90 45 250	79 84 300
b) QIP Fellowship from AICTE	0	0
Total (D)	1 62 91 725	1 50 86 418
Grand Total (A+B+C+D)	8 83 39 434	8 04 62 338

N. Dhand
Registrar (i/c)
NIT - Tiruchirappalli

Abub
Director
NIT-Tiruchirappalli

National Institute of Technology, Tiruchirappalli-620 015

SCHEDULE 14 : PRIOR PERIOD INCOME

	₹	₹
Particulars	2021-22	2020-21
1. Academic Receipts	0	0
2. Income from Investments	0	0
3. Intrest earned	0	0
4. Other Income	74 00 000	1 50 95 417
Total	74 00 000	1 50 95 417


 Registrar (i/c)

NIT -Tiruchirappalli


 Director

NIT -Tiruchirappalli

National Institute of Technology, Tiruchirappalli -620 015
SCHEDULE 15 : STAFF PAYMENTS & BENEFITS (Establishment Expenses)

Particulars	₹	
	2021-22	2020-21
a) Salaries and Wages	90 06 44 660	80 65 16 166
b) Allowances and Bonus	1 52 58 020	3 14 36 592
c) Contribution to Provident Fund/EFF	3 32 18 502	21 98 109
d) Contribution to Other Fund (NPS)	6 49 97 242	5 25 25 908
e) Staff Welfare Expenses	2 55 220	10 66 499
f) Retirement and Terminal Benefits @	592 32 04 128	23 17 29 650
g) LTC Facility	4 83 726	2 55 74 992
h) Medical Facility	2 43 69 147	1 77 03 321
i) Children Education Allowance	83 96 000	9 40 000
j) Honorarium	47 38 324	38 07 283
k) Others (Specify) Outsources exp.	13 32 48 393	12 81 47 842
Total	710 88 13 362	130 16 46 362

SCHEDULE 15A : Employees Retirement and Terminal Benefits

Particulars	₹		
	Pension	Gratuity	Leave Encashment
Opening Balance as on 1st April	0	0	0
Addition: Capitalized value of Contributions received from other organizations	0	0	0
Total (a)	0	0	0
Less : Actual Payment during the year (b)	19 10 99 324	2 50 67 821	2 71 43 057
Balance available on 31st March (c) (a-b) @	- 19 10 99 324	- 2 50 67 821	- 2 71 43 057
Provision required on 31st March as per valuation (d)	467 03 13 242	35 32 09 795	65 41 03 313
A. Provision to be made in the Current year (d-c)	486 14 12 566	37 82 77 616	68 12 46 370
B. Contribution to New Pension Scheme			
C. Medical Reimbursement to Retired Employees			
D. Travel to Hometown on Retirement			
E. Provision			
Total (A+B+C+D+E)	486 14 12 566	37 82 77 616	68 12 46 370

Note: @ Rs.567.76 Crore - Provision for liability towards Retirement Benefits as per Actuarial Valuation has been created in FY 2021-22 and exhibited in Schedule-3 by debiting the Income & Expenditure Account Schedule-15A. Till FY 2020-21 such provision required was being disclosed under Notes on Accounts only.

N. Dhand
 Registrar (I/c)
 NIT-Tiruchirappalli
 27

[Signature]
 Collector
 NIT-Tiruchirappalli

National Institute of Technology, Tiruchirappalli-620 015
SCHEDULE 16 : ACADEMIC EXPENSES

Particulars	₹	₹
Particulars	2021-22	2020-21
a) Laboratory Expenses /DOC	40 50 735	32 86 295
b) Field Work / Participation	0	0
c) Seminar / Workshop	6 002	3 23 806
d) Payment to Visiting Faculty	1 69 21 562	1 38 20 368
e) Examination	0	0
f) Student Welfare Expenses	99 21 728	76 72 246
g) Admission Expenses	1 95 688	15 40 006
h) Convocation Expenses	25 98 621	28 04 045
i) Publications	0	0
j) Stipend / Means-cum-Merit Scholarship	32 74 32 614	25 21 70 637
k) Subscription Expenses E-Journals	4 52 11 027	3 39 10 462
l) Others (Specify)		
a) Siemens COE Research Expenses	0	82 85 580
b) Sports & Games, NCC/NSS,etc	2 18 815	2 35 477
Total	40 65 56 792	32 40 48 922

N. Dhand

Registrar (i/c)

NIT-Tiruchirappalli

[Signature]

Director

NIT-Tiruchirappalli

National Institute of Technology, Tiruchirappalli-620 015
SCHEDULE 17 : ADMINISTRATIVE AND GENERAL EXPENSES

Particulars	2021-22	2020-21
A Infrastructure		
a) Electricity and Power	5 21 93 926	4 26 27 549
b) Water Charges	1 70 26 840	1 50 59 635
c) Insurance	29 41 591	28 59 869
d) Rent, Rates and Taxes (including Property Tax)	25 19 904	17 06 289
B Communication		
e) Postage & Telegram	2 87 608	2 67 511
f) Telephone Fax and Internet Charges	44 03 325	60 03 214
C Others		
g) Printing and Stationary	12 14 976	18 06 148
h) Travelling and Conveyance Expenses	2 46 935	5 217
i) Hospitality	12 48 438	9 43 254
j) Auditors Remuneration		
k) Professional Charges	23 38 846	4 94 472
l) Advertisement and Publicity	11 23 690	27 77 300
m) Magazines & Journals	1 63 646	2 12 190
n) Others (Specify)		
Board/Finance Committee Meeting Exp.	10 18 610	10 50 972
Other Exp (NIT Transit House etc)	32 16 886	20 75 064
Total	8 99 45 221	7 78 88 684

N. Dhand
 Registrar (i/c)
 NIT-Tiruchirappalli

[Signature]
 Director
 NIT-Tiruchirappalli

National Institute of Technology, Tiruchirappalli-620 015
SCHEDULE 18 : TRANSPORTATION EXPENSES

Particulars	2021-22	2020-21
1. Vehicles (Owned by Institution)		
a) Running Expenses	9 72 454	7 32 170
b) Repairs & Maintenance	5 61 333	20 40 267
c) Insurance Expenses	0	0
2. Vehicles taken on Rent / Lease		
a) Rent / Lease Expenses	9 91 393	8 77 759
3. Vehicle(Taxi) hiring Expenses	0	0
Total	25 25 180	36 50 196

N. Senthil
 Registrar (i/c)
 NIT-Tiruchirappalli

[Signature]
 Director
 NIT-Tiruchirappalli

National Institute of Technology, Tiruchirappalli-620 015
SCHEDULE 19 : REPAIRS & MAINTENANCE

Particulars	2021-22	2020-21
a) Buildings	1 03 97 994	2 04 79 201
b) Furniture & Fixtures	2 17 141	40 479
c) Plant & Machinery	0	0
d) Office Equipments	4 54 244	13 997
e) Computers	1 03 41 125	40 96 677
f) Laboratory & Scientific equipment	49 24 787	7 32 752
g) Audio Visual equipment	14 073	4 56 731
h) Cleaning Material & Services	0	0
i) Book Binding Charges	0	0
j) Gardening	1 06 92 153	53 41 821
k) Estate Maintenance	2 39 79 567	3 27 86 337
l) Others (Specify)	0	0
AMC	2 40 22 546	38 97 036
Total	8 50 43 630	6 78 45 031


 Registrar (i/c)

NIT-Tiruchirappalli



 Director

NIT-Tiruchirappalli

National Institute of Technology, Tiruchirappalli-620 015
SCHEDULE 20 : FINANCE COSTS

Particulars	₹ 2021-22	₹ 2020-21
a) Bank Charges	5 73 723	6 40 893
b) Others:		
i) HEFA Loan Interest	1 55 52 413	1 06 88 978
iii) Interest on Unutilised Project Grant (TAT/MODROB Projects)	18 40 896	.0
iii) Interest on Unutilised Grant-in-Aid (paid to MoE)	22 81 497	.0
Total	2 02 48 529	1 13 29 871


 Registrar (i/c)
 NIT-Tiruchirappalli



 Director
 NIT-Tiruchirappalli

National Institute of Technology, Tiruchirappalli-620 015

SCHEDULE 21 : OTHER EXPENSES

	₹	₹
Particulars	2021-22	2020-21
a) Provision for Bad and Doubtful Debts / Advances	0	0
b) Irrecoverable Balances Written-Off	0	0
c) Grants/Subsidies to other Institutions/Organizations	0	0
d) Others	0	0
Total	0	0


 Registrar (i/c)
 NIT-Tiruchirappalli



 Director
 NIT-Tiruchirappalli

National Institute of Technology, Tiruchirappalli-620 015

SCHEDULE 22 : PRIOR PERIOD EXPENSES

	₹	₹
Particulars	2021-22	2020-21
1. Establishment Expenses	0	0
2. Academic Expenses	0	0
3. Administrative Expenses	0	0
4. Transportation Expenses	0	0
5. Repairs & Maintenance	3 05 232	0
6. Other Expenses (GST Payment)	0	0
Total	3 05 232	0


 Registrar (i/c)
 NIT-Tiruchirappalli


 Director
 NIT-Tiruchirappalli

**SCHEDULES FORMING PART
OF
ACCOUNTS**

SCHEDULE: 23

SIGNIFICANT ACCOUNTING POLICIES

1. BASIS FOR PREPARATION OF ACCOUNTS

The Accounts are prepared under the Historical Cost Convention unless otherwise stated and generally on the Accrual method of accounting.

2. REVENUE RECOGNITION

- 2.1 Fees from Students (except Tuition Fees), Sale of Admission Forms/Tender Forms and Interest on Savings Bank account are accounted on cash basis. Tuition Fees collected separately for each semester is accounted on accrual basis.
- 2.2 Income from Buildings and Other Property and Interest on Investments are accounted on accrual basis.
- 2.3 Interest on interest bearing advances to staff for House Building, Purchase of Vehicles and Computers is accounted on Cash basis.
- 2.4 Interest on EB deposits with TANGEDCO is accounted on cash basis.

3. FIXED ASSETS AND DEPRECIATION

- 3.1 The Government of Tamil Nadu had provided land during 1964-65 for the formation of the Institute and the same was taken over by Government of India during 2003-04. The value fixed by State P.W.D. at its inception was ₹47.09 lakhs. The same value is exhibited in the accounts.

- 3.2 Fixed assets are stated at cost of acquisition including inward freight, duties and taxes and incidental and direct expenses related to acquisition, installation and commissioning.
- 3.3 The Completed Capital Deposit works to the value of ₹ 68.36 Crores added to Fixed assets and the depreciation provided from the year of completion of work.
- 3.4 The depreciation amounts to ₹ 38,11,65,118/- for the Year 2021-22, of which ₹ 37,42,71,470/- is exhibited under Income and Expenditure Account and ₹ 68,93,648/- charged to the SIEMENS Asset Donated in Capital Fund for which the depreciation will be charged till 2029-30.
- 3.5 Fixed assets are valued at cost less accumulated depreciation. Depreciation on fixed assets is provided on Straight line method, at the following rates:

Tangible Assets:

1.	Land	0%
2.	Site Development	0%
3.	Buildings	2%
4.	Roads & Bridges	2%
5.	Tube wells & Water Supply	2%
6.	Sewerage & Drainage	2%
7.	Electrical Installation and equipment	5%
8.	Plant & Machinery	5%
9.	Scientific & Laboratory Equipment	8%
10.	Office Equipment	7.5%
11.	Audio Visual Equipment	7.5%
12.	Computers & Peripherals	20%
13.	Furniture, Fixtures & Fittings	7.5%
14.	Vehicles	10%
15.	Lib. Books & Scientific Journals	10%

Intangible Assets (Amortization):

1. E-Journals 40%
2. Computer Software 40%
3. Patents and Copyrights 9 years

3.6 Depreciation is provided for the whole year on additions during the year.

3.7 Assets created out of R &D Projects are shown separately in the Fixed Asset Schedule 4B. Depreciation is charged at the rates applicable to the respective assets.

3.8 Since there is difficulty in segregating the Fixed Assets purchased out of Sponsored Project Funds from Institute Funds, as some of the Assets were purchased many years ago; the following accounting policy with respect to Fixed Assets of sponsored projects is adopted. On completion of the Project, Assets will be transferred to the Institute Account with Accumulated Depreciation. The Fixed Assets purchased out of Sponsored Project Funds till 2014 - 15 have been continued to be Accounted as Assets of the Institute and provided Depreciation. The Fixed Assets purchased out of Sponsored Project Funds from 2015-16 have not been Accounted in the Institute Assets and shown in Notes on Accounts.

4. STOCK:

The institute is booking expenditure on spare parts, laboratory chemicals, consumables and other stores on cash basis and when purchased and hence no closing stock for the same shown in the Balance Sheet. Franking stamp on hand alone is exhibited in schedule 7(3).

5. RETIREMENT BENEFITS

The Liability as on 31st March 2022, for Retirement Benefits were ascertained by Actuary. The details are as follows:

Particulars	Current ₹	Non-Current ₹	Total ₹
Gratuity	2,04,15,153	33,27,94,642	35,32,09,795
Leave Encashment	4,82,48,006	60,58,55,307	65,41,03,313
Pension	6,55,24,088	460,47,89,154	467,03,13,242
Total	13,41,87,247	554,34,39,103	567,76,26,350

Provision for liability towards retirement benefits as per Actuarial Valuation stated above has been exhibited in Schedule-3 in the Balance Sheet and it has also been exhibited in Income & Expenditure Account in Schedule 15A from this FY 2021-22 onwards.

6. INVESTMENTS

All investments are carried at their cost.

7. EARMARKED/ENDOWMENT FUNDS

7.1 Corpus and other funds:

Contribution to Corpus Fund by appropriation from Income and Expenditure account is made based on the following policy guidelines framed by the Board of Governors: -

- a) 50% of DASA Tuition Fee collection
- b) Overhead charges provided in the R & D sanctions
- c) 50% of Campus Development Fee Collection

7.2 Staff Development Fund:

As per the resolution passed on the First Finance Committee 10% of collection in the Engineering Consultancy Centre has been credited to the fund.

Single Bank account is operated for these Funds. Entire amount is kept under investment and the income from investments are apportioned to the individual funds. The balance in the respective Funds is carried forward and is represented on the assets side by the balance at bank, Investments and accrued interest.

7.3 Endowment Fund:

Endowments are funds received from various donors for Prizes and Medals as specified by the donors. The income from investment of each Endowment is added to the Fund. The expenditure on Medals and Prizes is met from the interest earned on investment of the respective Endowment Funds and the balance is carried forward. The balances are represented by Investment and balance in the savings bank account. The interest from investments of the fund is accounted on cash basis.

8. GOVERNMENT GRANTS:

Government Grants are accounted on realization basis. However, where a sanction for release of grant pertaining to the financial year is received before 31st March and the grant is actually received in the next financial year, the grant is accounted on accrual basis and an equal amount is shown as Grants receivables under Schedule 8(7.c)

To the extent utilized towards capital expenditure, (on accrual basis) Government grants are transferred to the Capital Fund under Schedule 1. Government grants for meeting Revenue Expenditure (on accrual basis) are treated, to the extent utilized, as income of the year. Unutilized grants are carried forward and exhibited under Schedule 3(6.d) as a liability in the Balance Sheet. With effect from August 2022, the Grant-in-Aid from Central Government is received through Treasury Single Account (TSA), RBI Assignment A/c.

9. INVESTMENTS OF EARMARKED FUNDS AND INTEREST INCOME ACCRUED ON SUCH INVESTMENTS:

Interest received and interest accrued and due on such investments are added to the respective funds and not treated as income of the Institution.

10. SPONSORED PROJECTS:

10.1 In respect of ongoing Sponsored Projects, the amounts/assets received from sponsors and expenditure incurred against such projects are exhibited under Schedule 3A.


10.2 Similarly Fellowships and Scholarships are exhibited under Schedule 3B.


11. INCOME TAX

11.1 The income of the Institution is exempt from Income Tax under Section 10(23c) of the Income Tax Act. No provision for tax is therefore required to be made in the accounts.

11.2 The Institute is registered under section 12AA of the Income Tax Act, 1961 vide DIN & Order No.ITBA/EXM/S/12AA/2020-21/1030087542(1) dated 25/01/2021

11.3 The Institute has obtained approval under section 80G(5)(vi) of the Income Tax Act, 1961 vide DIN & Order No.ITBA/EXM/S/80G/2020-21/1030546628(1) dated 11/02/2021.


N. Dhanu
Registrar (i/c)
NIT - Tiruchirappalli


Director
NIT - Tiruchirappalli

SCHEDULE: 24

CONTINGENT LIABILITIES AND NOTES TO ACCOUNTS

A. CONTINGENT LIABILITY

- A) The details of the pending Court cases filed against the institution which were pending for decisions and the quantum of the claims that could not be ascertained is stated below:

Cases filed by	Number of cases
Faculty Members	3
Non-Teaching Staff	4
Others	36

B. NOTES TO ACCOUNTS

1. CAPITAL COMMITMENTS:

All major construction works are being executed by the CPWD, Trichy Central Division functioning in the campus on deposit work basis as per the directive of Ministry of Education(MoE), New Delhi. The deposits released to CPWD during the year 2021-22 is ₹ 48.37 crore (Grant: 0.34 Cr, HEFA: 9.60 Cr, IRG: 38.43 Cr) The completed deposit works to the value of ₹ 68.36 Crores is added to the Fixed Assets in 2021-22. As on 31.03.2022, the total work-in-progress is Rs.74.23 Crore and the balance deposit available with CPWD is Rs.54.02 Crore.

2. FIXED ASSETS:

- 2.1 Additions in the year to Fixed Assets in Schedule 4 include Assets purchased out of Capital Grant & IRG ₹ 89.74 Crore.
- 2.2 In the Balance Sheet as on 31.03.2014 and the Balance Sheets of earlier years, Fixed Assets created out of Plan funds, Fixed Assets created out of Non Plan funds and other funds were not exhibited distinctly. The additions during the years from 2014-15, from Plan funds and other funds, and the depreciation on those additions respectively have been exhibited in Sub Schedule 4A and 4B.

2.3 Fixed assets as set out in Schedule 4 does not includes assets purchased out of Funds of TEQIP Project, a Centrally Sponsored Scheme, being implemented as a World Bank Assistant Project, held and used by the Institution.

The details of such Assets are:

Assets	Original cost as on 1.4.2021	Additions during year 2021-22	Deductions during year 2021-22	Total as on 31.3.2022
Building	1,24,61,820	-	-	1,24,61,820
Electrical Installation	3,49,973	-	-	3,49,973
Equipment & Tools	21,39,99,281	-	-	21,39,99,281
Computers & Peripherals	76,02,470	-	-	76,02,470
Computer Software	1,07,78,288	-	-	1,07,78,288
Furniture & Fixtures	47,96,678	-	-	47,96,678
Library Books	2,77,31,981	-	-	2,77,31,981
Total	27,77,20,491	-	-	27,77,20,491

2.4 Fixed assets in Schedule 4 does not includes assets purchased out of Funds of Sponsored Projects during the year 2021-22

The details of such Assets are:

Assets	Original cost as on 1.4.2021	Additions during year 2021-22	Deduction/ Capitalized	Total	Notional Depreciation Opening Balance	Notional Depreciation for the year 2021-22	Deduction/ Acc. Depreciation	Total Notional Depreciation	Total Book value as on 31.3.2022
Equipment & Tools	₹ 11,74,59,993	₹ 2,54,17,836	₹ 0.00	₹ 14,28,77,829	₹ 2,85,04,593	₹ 1,14,30,225	₹ 0.00	₹ 3,99,34,818	₹ 10,29,43,011
Computers & Peripherals	₹ 1,12,03,926	₹ 2,58,006	₹ 0.00	₹ 1,14,61,932	₹ 63,43,843	₹ 19,29,862	₹ 0.00	₹ 82,73,705	₹ 31,88,227
Computer Software	₹ 33,41,188	₹ 0.00	₹ 0.00	₹ 33,41,188	₹ 29,09,188	₹ 2,88,000	₹ 0.00	₹ 31,97,188	₹ 1,44,000
Total	₹ 13,20,05,107	₹ 2,56,75,842	₹ 0.00	₹ 15,76,80,949	₹ 3,77,57,624	₹ 1,36,48,087	₹ 0.00	₹ 5,14,05,711	₹ 10,62,75,238

2.5 **SIEMEN'S - COE Accounts** - Treatment in Institute Accounts for the Total Funds of ₹ 20,64,60,197/- released by the Institute through Ministry of Education (MoE) Grants during the year 2017-18 and 2018-19.

NITT Portion	Amount ₹	2017-2018			2018 - 2019		
		Capital	Revenue	WIP	Capital	Revenue	Current Assets & Advances
Service	24856740	-	-	24856740	-	8285580	16571160
IP (Research)	51488606	-	1716287	49772319	51488606	-	-
Software	64305981	46809354	-	-	17496627	-	-
Hardware	65808870	-	-	65808870	65808870	-	-
Total	206460197	46809354	1716287	140437929	134794103	8285580	16571160

NITT Portion	Amount ₹	2019-20			2020-21			2021-22			Exhibition in Annual Accounts
		Capital	Revenue	Current Assets & Advances	Revenue	Current Assets & Advances	Revenue	Current Assets & Advances	Revenue	Current Assets & Advances	
Service	24856740	-	8285580	8285580	8285580	0	0	0	0	Schedule 16 and 8	
IP (Research)	51488606	-	-	-	-	-	-	-	-	Schedule 4 and 1	
Software	64305981	-	-	-	-	-	-	-	-		
Hardware	65808870	-	-	-	-	-	-	-	-		
Total	206460197	-	8285580	8285580	8285580	0	0	0	0		

2.6 **Siemens grant and treatment of assets in NITT's books of accounts**

An agreement among NITT, Siemens Industry Software (India) Private Limited (SISW) and Advanced Manufacturing, Automation & Robotic Technology (AMER Tech) entered on 18.08.2017 to set up State of Art of Excellence-Center of Excellence (COE) in manufacturing technology at NITT. As per the agreement to set up COE, AMER Tech would supply an amount of ₹ 172.34/- crore in form of material (software, hardware and courseware). NITT has made payment of ₹ 20.64/- crore (Inclusive of tax) as its contribution. The Treatment of Siemens Grant in the NITT Books of Accounts is as detailed below: -

Siemens Portion	Amount ₹	2017 - 2018			2018 - 2019			Exhibition in Annual Accounts 2018 - 19
		Capital	Project	Balance	Capital	Project	Balance	
Service	39771155	-	-	39771155	-	39771155	-	
IP (Research)	758301225	-	649960116	108341109	-	108341109	Schedule 3(a) and 8	
Software	839168902	839168902	-	-	-	-	Schedule 4 and 1	
Hardware	86170594	-	-	86170594	86170594	-	-	
Total	1723411876	839168902	649960116	234282858	86170594	148112264	-	

3. EXPENDITURE IN FOREIGN CURRENCY:

- a. Telegraphic Transfer
- b. Foreign Drafts etc.
- c. Others.

Expenditure and Earnings are recorded at the prevailing rate on the date of the transaction based on the demands raised by State Bank of India, Heavy Electricals, Kailasapuram branch.

4. CURRENT ASSETS, LOANS, ADVANCES AND DEPOSITS

In the opinion of the Management, the current assets, Loans, Advances and Deposits have a value on realization in the ordinary course, equal at least to the aggregate amount shown in the Balance Sheet.

5. HEFA LOAN

Institute has entered into an MoU with HEFA for enhancing Centre of Dynamic Excellence, Interdisciplinary Research Centre's & Lab's, Infrastructure Projects, IT Infrastructure and Smart Class. HEFA has sanctioned ₹ 51.60 crores for Phase I, and ₹ 21.37 crores for phase II through Window-I (100% principal repayment will be paid by Institute from IRG and the Interest portion will be paid out of Grant). The Details of Loan Sanctioned, Availed and Repaid etc. are disclosed under Schedule-2(HEFA).

6. The details of balances in Saving Bank Accounts, Current Accounts and Fixed Deposit Accounts with Banks are enclosed as attachment 'A' to the Schedule of Current Assets Schedule 7.

7. Previous year's figures have been regrouped wherever necessary.

8. Figures in the Final accounts have been rounded off to the nearest rupee.

9. Schedules 1 to 24 are annexed to and form an integral part of the Balance Sheet at 31st March 2022 and the Income & Expenditure account for the year ended on that date.

10. As the Provident Fund Account and the New Pension Scheme Account are owned by the members of those funds and not by the Institution, these accounts were separated from Institutions' Accounts from 2014-15. A Receipts & Payments Account, an Income & Expenditure Account (on Accrual Basis) and a Balance Sheet of the Provident Fund Account as well as the New Pension Scheme for the year 2021-22 have been attached, to the Institutions' Accounts.



Registrar (i/c)

NIT-Tiruchirappalli



Director

NIT-Tiruchirappalli

RECEIPTS AND PAYMENT ACCOUNT

National Institute of Technology, Tiruchirappalli-620 015
Receipts and Payments Accounts for the Period/Year Ended on 31-03-2022

Receipts	2021-22	Payments	2021-22
I. Opening Balance			
a) Cash Balance	0	a) Establishment Expenses	131 40 60 747
b) Bank Balance:	0	b) Academic Expenses	30 82 65 653
i. In current accounts	3 76 94 235	c) Administrative Expenses	11 05 98 592
ii. Savings accounts	66 34 25 423	d) Transportation Expenses	20 66 225
iii. In Deposit accounts	0	e) Repairs & Maintenance	7 43 17 916
II. Grants Received		f) Prior Period Expenses	0
a) From Govt of India	178 79 56 971	g) Finance cost	1 83 51 889
Grant receivable received	0	II. Payments Against Earmarked/Endowment Funds	2 49 020
b) From State Government	0	III. Payments Against Sponsord Projects/Schemes :	
C) From other Sources	0	Fixed Assets(R & C): 2 56 75 842, Revenue Exp: 10 51 51 77	13 08 27 619
III. Academic Receipts	60 56 39 349	IV. Payment against Sponsored Fellowships/Scholarships	1 25 93 381
IV. Receipts Against Earmarked/Endowment Funds	26 06 332	V. Investments and Deposits made	
V. Receipts Against Sponsord Projects/Schemes	18 72 46 318	a) Out of Earmarked/Endowments Funds	171 06 10 376
		b) Out of own funds (others)	
VI. Receipts against Sponsored Fellowships/Scholarships	1 06 28 724	VI. Term Deposits with Scheduled Banks	211 40 87 322
VII. Income Investments From		VII. Expenditure on fixed Assets and capital works-in Progress:	
a) Earmarked/Endowment funds	5 32 964	a) Fixed Assets	19 91 33 370
b) Other Investments	7 11 15 987	b) Capital Works-in Progress	48 37 01 299
VIII. Interest Received on		VIII. Other Payments including statutory payments	6 22 85 000
a) Bank Deposits/EB Deposit	9 18 01 443	IX. Refunds of Grants	
b) Loans and Advances	5 09 526	X. Deposits and Advances	65 22 77 110
C) Savings Bank Accounts	78 12 354	XI. Other Payments.- Sundry Creditors	16 28 94 852
IX. Investments encashed	152 65 27 056	XII. Closing Balances	
X. Term Deposits with Scheduled Banks encashed	186 08 56 533	a) Cash in hand	0
XI. Other Income (inc. Prior period income)	8 89 55 489	b) Bank Balance:	
XII. Deposits and advances	66 25 40 956	in Current Accounts	1 95 68 979
XIII. Miscellaneous Receipts including Sundry Debtors	84 177	in Savings Accounts	38 93 10 505
XIV. Any Other Receipts	1 24 81 403	in Deposit Accounts	0
From CPWD	14 67 84 613		
HEFA Loan & Others			
Total	776 51 99 854	Total	776 51 99 854


N. Dhand
 Registrar (i/c)
 NIT-Tiruchirappalli


[Signature]
 Director
 NIT-Tiruchirappalli

GPF AND NPS ACCOUNTS

National Institute of Technology, Tiruchirappalli-620 015
Provident Fund Account Balance Sheet as at March 31, 2022

	₹	₹	₹	₹
Liabilities	2021-22	2020-21	Assets	2021-22
GPF				
Opening Balance	23 72 87 156	22 65 04 061	Investment	25 07 79 221
Less: Subscription for March 2021	38 72 265	41 87 034	Int. accrued as on 31-03-2022	57 52 381
Add: Subscriptions in the year	4 68 92 575	4 86 01 070	Subscription Due in the Year	0
Add: Subscription March 2022 (Receipt)	50 000	0	Subscription Due for March, 2021	0
Add: Subscriptions for March 2022	38 45 141	38 72 265	GPF	38 45 141
Add: Interest Credited	1 60 31 012	1 58 14 127	CPF	0
Less: Advance / Withdrawal	5 98 36 916	5 33 17 333	UC due to CPF	0
Closing Balance	24 03 96 703	23 72 87 156	NPS-II	0
CPF			Tax Recovered from interest on investments	0
Opening Balance	0	0	Pending refund from income Tax Department	0
Less: Subscription for March 2020	0	0	Cash at Bank	44 92 196
Add: Subscriptions in the year	0	0	SBI, Branch-1	0
Add: Subscriptions for March 2021	0	0	Other Bank	55 83 517
Add: Interest Credited	0	0		0
Less: Advance / Withdrawal	0	0		
Closing Balance	0	0		
University Contribution(CPF)				
Opening Balance	0	0		
Less: Subscription for March 2021	0	0		
Add: Subscriptions in the year	0	0		
Add: Subscriptions for March 2022	0	0		
Add: Interest Credited	0	0		
Less: Advance / Withdrawal	0	0		
Closing Balance	0	0		
NPS Tier-II Account				
Opening Balance	0	0		
Less: Subscription for March 2021	0	0		
Add: Subscriptions in the year	0	0		
Add: Subscriptions for March 2022	0	0		
Add: Interest Credited	0	0		
Less: Advance / Withdrawal	0	0		
Closing Balance	0	0		
Interest Reserve				
Opening Balance	2 73 49 362	2 83 52 490		
Less: Excess of income over Expenditure	- 28 77 126	- 10 03 128		
Closing Balance	2 44 72 236	2 73 49 362		
Total	26 48 68 939	26 46 36 518	Total	26 48 68 939
				26 46 36 518


 Registrar (t/c)
 NIT-Tiruchirappalli


 Director
 NIT-Tiruchirappalli

National Institute of Technology, Tiruchirappalli-620 015

Provident Fund Account Income and Expenditure Account for the year ended on March 31, 2022

	₹	₹	₹	₹
Expenditure	2021-22	2020-21	Income	2021-22
Interest Credited to:				
GPF Account	1 60 31 012	1 58 14 127	Interest earned on Investment	1 32 53 107
CPF Account	0	0	Add: Interest Accrued on March22	57 52 381
University Contribution(CPF)	0	0	Add: Tax recovered on interest- Refund to be obtained	0
NPS Tier-II Account	0	0	Less: Interest accrued for March21	58 51 602
Excess of Income over Expenditure	0	0	Excess of Expenditure over Income	28 77 126
Total	1 60 31 012	1 58 14 127	Total	1 60 31 012
				1 58 14 127

N. S. Srinivasan
Registrar (i/c)

NIT -Tiruchirappalli

S. Srinivasan
Director

NIT -Tiruchirappalli

National Institute of Technology, Tiruchirappalli - 620015

Provident Fund Account Receipts and Payments Accounts for the Financial Year 2021-22

	₹	2021-22	2021-22	₹
Receipts			Payments	
Opening Balance as on 01-04-2021			GPF Adv./Withdrawal	5 98 36 916
SBI, Branch - I		55 83 517	CPF Adv./Withdrawal	0
SBI, Branch - II		0	NPS Tier-II	0
Bank		0	University Contribution Withdrawal	0
GPF Subscription		4 68 92 575	Investment during the year	24 98 71 039
GPF Subscription (Mar 2022 Dr. G.Kannabiran)		50 000		
CPF Subscription		0		
CPF University Contribution		0		
NPS Tier-II Account		0	Closing Balance as on 31-03-2022	
Investment Encashed		24 84 20 952	SBI, Branch-I	44 92 196
Interest Received		1 32 53 107	Bank	0
Total		31 42 00 151	Total	31 42 00 151

N. Dhand

Registrar (i/c)

NIT-Tiruchirappalli

[Signature]

Director

NIT-Tiruchirappalli

National Institute of Technology, Tiruchirappalli-620 015

NPS Tier-I Account Balance Sheet as at March 31, 2022

	₹	₹	₹	₹
Liabilities	2021-22	2020-21	Assets	2021-22
NPS Tier-I Account			NPS Tier-I Account	
Opening Balance	43 07 042	69 81 446	Subscription due for 31-03-22	41 37 980
Less: Subscription for 31-03-21	33 03 839	64 46 155	Investment	0
Add: Subscriptions & Contribution	11 44 38 049	8 94 30 016	Interest Accrued but not due	0
Add: Interest Credited	0	0	Balance at Bank	1 05 23 395
Less: Transferred to NSDL	10 69 01 803	8 89 62 104		
Add: Subscription UC for 31-03-22	41 37 980	33 03 839		
Closing Balance	1 26 77 429	43 07 042		
Excess of income over Expenditure	0	0		
Balance As on 01-04-2021	18 57 297	17 34 019		
Add: During the Year	1 26 649	1 23 278		
Less: Excess of Expenditure over Income	0	0		
Total	1 46 61 375	61 64 339	Total	1 46 61 375
				61 64 339


Registrar (i/c)

NIT-Tiruchirappalli


Director

NIT-Tiruchirappalli

National Institute of Technology, Tiruchirappalli-620 015

NPS Tier- I Account Income and Expenditure Account for the Financial year 2021 -22

	₹	₹	₹	₹
Expenditure	2021-22	2020-21	Income	2021-22
Interest Credited to:				
Subscribers' Accounts	0	0	Interest earned on Investment/Savings Bank	1 26 649
Bank Charges	0	0	Less: Interest accrued for 31-03-21	0
Excess of Income over Expenditure	1 26 649	1 23 278	Interest accrued but not due	0
Total	1 26 649	1 23 278	Excess of Expenditure over Income	0
			Total	1 26 649
				1 23 278

N. D. M.

Registrar (i/c)

NIT-Tiruchirappalli

[Signature]

Director


NIT-Tiruchirappalli

National Institute of Technology, Tiruchirappalli-620 015

NPS Tier- I Account Receipts and Payments Accounts for the Financial Year 2021-22

	₹	2021-22	2021-22	₹
Receipts			Payments	
Opening Balance as on 01-04-21				0
NPS Tier - I Account		28 60 500		10 69 01 803
Own Subscription		4 51 18 570		
University Contribution		6 93 19 479		
Interest Received on Investment		0		
Interest on Savings bank Account		1 26 649		
Investment Encashed		0	Closing Balance as on 31-03-22	1 05 23 395
Total		11 74 25 198	Total	11 74 25 198


 Registrar (i/c)
 NIT-Tiruchirappalli


 Director
 NIT-Tiruchirappalli