

**SJR**

Scimago Journal & Country Rank

Enter Journal Title, ISSN or Publisher Name

[Home](#)[Journal Rankings](#)[Country Rankings](#)[Viz Tools](#)[Help](#)[About Us](#)

Chemical Engineering

Chemical Health and
Safety

All regions / countries

Journals

2019

 Only Open Access Journals Only SciELO Journals Only WoS Journals ?

Display journals with at least 0













Citable Docs. (3years)

[Apply](#)[Download data](#)

1 - 11 of 11



Title	Type	↓ SJR	H index	Total Docs. (2019)	Total Docs. (3years)	Total Refs. (2019)	Total Cites (3years)	Citable Docs. (3years)	Cites / Doc. (2years)	Ref. / Doc. (2019)

	Title	Type	↓ SJR	H index	Total Docs. (2019)	Total Docs. (3years)	Total Refs. (2019)	Total Cites (3years)	Citable Docs. (3years)	Cites / Doc. (2years)	Ref. / Doc. (2019)	
1	Journal of Analytical Toxicology	journal	1.297 Q1	74	107	320	2778	1103	295	3.76	25.96	
2	Toxics 	journal	0.786 Q1	17	65	136	3964	476	129	3.52	60.98	
3	Therapeutics and Clinical Risk Management 	journal	0.604 Q1	49	152	674	6305	1284	654	1.99	41.48	
4	Safety and Health at Work 	journal	0.529 Q2	24	69	188	2536	525	184	2.65	36.75	
5	Environmental Pollutants and Bioavailability	journal	0.528 Q2	28	36	65	1497	167	63	2.24	41.58	
6	Dose-Response 	journal	0.475 Q3	33	126	162	5739	347	131	2.79	45.55	
7	Drug and Chemical Toxicology	journal	0.422 Q3	42	194	235	9220	386	194	2.21	47.53	
8	Journal of Chemical Health and Safety	journal	0.364 Q3	20	46	132	655	99	90	1.34	14.24	
9	Bezopasnost' Truda v Promyshlennosti	journal	0.218 Q4	5	143	131	2459	95	131	0.73	17.20	