



SJR

Scimago Journal & Country Rank

Enter Journal Title, ISSN or Publisher Name

[Home](#)[Journal Rankings](#)[Country Rankings](#)[Viz Tools](#)[Help](#)[About Us](#)

Mathematics

Applied Mathematics

All regions / countries

Journals

2019

 Only Open Access Journals Only SciELO Journals Only WoS Journals

Display journals with at least 0

Citable Docs. (3years)











Apply






Download data











1 - 50 of 512






















Title	Type	SJR	H index	Total Docs. (2019)	Total Docs. (3years)	Total Refs. (2019)	Total Cites (3years)	Citable Docs. (3years)	Cites / Doc. (2years)	Ref. / Doc. (2019)	
1 Journal of the American Mathematical Society	journal	8.581 Q1	87	20	75	1097	374	75	5.64	54.85	






Title	Type	↓ SJR	H index	Total Docs. (2019)	Total Docs. (3years)	Total Refs. (2019)	Total Cites (3years)	Citable Docs. (3years)	Cites / Doc. (2years)	Ref. / Doc. (2019)	
2 IEEE Transactions on Pattern Analysis and Machine Intelligence	journal	7.536 Q1	344	218	626	11845	15167	601	26.69	54.33	
3 Molecular Systems Biology 	journal	7.338 Q1	140	51	178	3218	1458	154	8.84	63.10	
4 Communications on Pure and Applied Mathematics	journal	4.271 Q1	95	65	164	2516	570	161	2.96	38.71	
5 SIAM Review	journal	3.910 Q1	110	30	119	1704	865	75	14.69	56.80	
6 Journal of the European Mathematical Society	journal	3.639 Q1	46	86	246	3287	527	245	2.18	38.22	
7 Annales de l'Institut Henri Poincaré. Annales: Analyse Non Linéaire/Nonlinear Analysis	journal	3.540 Q1	63	71	206	2371	531	201	2.04	33.39	
8 Memoirs of the American Mathematical Society	journal	3.520 Q1	58	29	120	1644	253	117	2.19	56.69	
9 Journal of Econometrics	journal	3.313 Q1	148	182	407	7892	1106	397	1.92	43.36	
10 International Journal of Robotics Research	journal	3.212 Q1	155	102	258	5488	2272	236	8.27	53.80	

Title	Type	↓ SJR	H index	Total Docs. (2019)	Total Docs. (3years)	Total Refs. (2019)	Total Cites (3years)	Citable Docs. (3years)	Cites / Doc. (2years)	Ref. / Doc. (2019)	
11 IEEE Transactions on Fuzzy Systems	journal	3.134 Q1	181	209	609	8199	6214	587	10.69	39.23	
12 Mathematical Models and Methods in Applied Sciences	journal	3.114 Q1	74	74	238	4240	865	238	3.27	57.30	
13 Bayesian Analysis	journal	2.843 Q1	48	47	142	1888	333	135	2.44	40.17	
14 Applied and Computational Mathematics	journal	2.822 Q1	14	2	2	73	15	2	0.00	36.50	
15 Biometrika	journal	2.800 Q1	111	53	203	1658	387	197	1.73	31.28	
16 SIAM Journal on Numerical Analysis	journal	2.780 Q1	118	114	424	4249	1271	422	3.00	37.27	
17 Analysis and PDE	journal	2.723 Q1	24	34	203	1310	360	203	1.64	38.53	
18 Calculus of Variations and Partial Differential Equations	journal	2.672 Q1	62	209	499	6772	1030	499	1.82	32.40	
19 Journal für die Reine und Angewandte Mathematik	journal	2.659 Q1	63	130	285	4088	339	232	1.55	31.45	

Title	Type	↓ SJR	H index	Total Docs. (2019)	Total Docs. (3years)	Total Refs. (2019)	Total Cites (3years)	Citable Docs. (3years)	Cites / Doc. (2years)	Ref. / Doc. (2019)	
20 Psychometrika	journal	2.644 Q1	72	61	168	2437	491	157	2.39	39.95	
21 IEEE Transactions on Wireless Communications	journal	2.623 Q1	200	391	1833	15193	15539	1829	8.52	38.86	
22 Journal des Mathematiques Pures et Appliquees	journal	2.601 Q1	59	142	221	4935	524	220	2.06	34.75	
23 IEEE Signal Processing Magazine	journal	2.479 Q1	172	96	279	2485	2404	223	11.54	25.89	
24 Mathematical Finance	journal	2.338 Q1	72	40	104	1489	291	104	2.36	37.23	
25 Journal of Differential Equations	journal	2.283 Q1	110	521	1428	16619	3592	1412	2.44	31.90	
26 Journal of Informetrics	journal	2.079 Q1	65	81	302	3589	1530	250	5.55	44.31	
27 npj Systems Biology and Applications 	journal	2.043 Q1	14	43	99	2071	442	97	4.14	48.16	
28 Transactions of the American Mathematical Society	journal	2.022 Q1	83	578	915	18329	1364	907	1.42	31.71	

Title	Type	↓ SJR	H index	Total Docs. (2019)	Total Docs. (3years)	Total Refs. (2019)	Total Cites (3years)	Citable Docs. (3years)	Cites / Doc. (2years)	Ref. / Doc. (2019)	
29 Journal of Mathematical Psychology	journal	1.983 Q1	64	59	188	2726	591	180	2.81	46.20	
30 Foundations of Computational Mathematics	journal	1.955 Q1	50	62	130	2667	423	128	2.82	43.02	
31 Journal of Computational Physics	journal	1.936 Q1	229	645	2106	30270	7767	2085	3.35	46.93	
32 Numerische Mathematik	journal	1.934 Q1	79	88	279	3214	657	279	2.24	36.52	
33 SIAM Journal of Scientific Computing	journal	1.928 Q1	128	255	693	10428	1956	692	2.34	40.89	
34 Reliability Engineering and System Safety	journal	1.925 Q1	133	376	808	17968	5263	788	6.47	47.79	
35 Applied Mathematics Research eXpress 	journal	1.919 Q1	17	0	16	0	32	16	1.17	0.00	
36 Archives of Computational Methods in Engineering	journal	1.908 Q1	57	121	103	14277	838	98	7.26	117.99	
37 Biometrics	journal	1.894 Q1	124	196	441	5233	821	430	1.81	26.70	

Title	Type	↓ SJR	H index	Total Docs. (2019)	Total Docs. (3years)	Total Refs. (2019)	Total Cites (3years)	Citable Docs. (3years)	Cites / Doc. (2years)	Ref. / Doc. (2019)	
38 Journal of Intelligent Transportation Systems	journal	1.891 Q1	42	68	127	2527	566	121	4.47	37.16	
39 Fractional Calculus and Applied Analysis	journal	1.858 Q1	42	76	243	2175	830	232	3.46	28.62	
40 Nonlinear Analysis, Theory, Methods and Applications	journal	1.848 Q1	114	247	673	7562	1192	656	1.88	30.62	
41 Current Opinion in Systems Biology	journal	1.809 Q1	12	76	193	4997	484	171	2.83	65.75	
42 Educational and Psychological Measurement	journal	1.798 Q1	88	69	153	2671	403	150	2.26	38.71	
43 SIAM Journal on Mathematical Analysis	journal	1.787 Q1	80	145	506	4921	844	503	1.54	33.94	
44 Communications in Partial Differential Equations	journal	1.783 Q1	74	57	196	1509	280	195	1.25	26.47	
45 IMA Journal of Numerical Analysis	journal	1.775 Q1	59	56	205	1848	401	199	2.05	33.00	
46 Mathematics of Computation	journal	1.694 Q1	91	59	414	1703	843	412	1.91	28.86	

Title	Type	↓ SJR	H index	Total Docs. (2019)	Total Docs. (3years)	Total Refs. (2019)	Total Cites (3years)	Citable Docs. (3years)	Cites / Doc. (2years)	Ref. / Doc. (2019)	
47 Communications in Contemporary Mathematics	journal	1.675 Q1	39	156	233	3258	334	228	1.35	20.88	
48 IEEE Transactions on Vehicular Technology	journal	1.634 Q1	160	999	2954	34911	20106	2941	6.66	34.95	
49 ESAIM: Mathematical Modelling and Numerical Analysis	journal	1.630 Q1	63	61	253	2297	448	252	1.38	37.66	
50 BMC Bioinformatics 	journal	1.626 Q1	196	763	1669	29264	5615	1620	3.52	38.35	


1 - 50 of 512



Developed by:



Powered by:



Follow us on @ScimagoJR

Scimago Lab, Copyright 2007-2020. Data Source: Scopus®





SJR

Scimago Journal & Country Rank

Enter Journal Title, ISSN or Publisher Name

[Home](#)[Journal Rankings](#)[Country Rankings](#)[Viz Tools](#)[Help](#)[About Us](#)

Mathematics

Applied Mathematics

All regions / countries

Journals

2019

 Only Open Access Journals Only SciELO Journals Only WoS Journals

Display journals with at least 0

Citable Docs. (3years)










Apply


Download data








51 - 100 of 512












Title	Type	↓ SJR	H index	Total Docs. (2019)	Total Docs. (3years)	Total Refs. (2019)	Total Cites (3years)	Citable Docs. (3years)	Cites / Doc. (2years)	Ref. / Doc. (2019)	
51 Computational Mechanics	journal	1.612 Q1	97	167	360	8552	1274	355	3.49	51.21	






	Title	Type	↓ SJR	H index	Total Docs. (2019)	Total Docs. (3years)	Total Refs. (2019)	Total Cites (3years)	Citable Docs. (3years)	Cites / Doc. (2years)	Ref. / Doc. (2019)	
52	International Journal for Numerical Methods in Engineering	journal	1.585 Q1	155	228	716	11026	2453	704	3.32	48.36	
53	Journal of Guidance, Control, and Dynamics	journal	1.573 Q1	135	184	803	5720	2938	787	3.40	31.09	
54	Journal of Scientific Computing	journal	1.531 Q1	70	330	742	12186	1810	729	2.38	36.93	
55	Stochastics and Partial Differential Equations: Analysis and Computations	journal	1.530 Q1	11	32	63	1062	104	62	1.41	33.19	
56	Nonlinear Differential Equations and Applications	journal	1.527 Q1	36	57	190	1664	284	189	1.30	29.19	
57	Advances in Differential Equations	journal	1.523 Q1	47	13	83	341	121	83	1.02	26.23	
58	SIAM Journal on Financial Mathematics	journal	1.516 Q1	26	32	106	1031	169	106	1.55	32.22	
59	Technometrics	journal	1.480 Q1	77	68	145	2607	373	131	2.70	38.34	
60	Differential and Integral Equations	journal	1.478 Q1	22	31	102	836	135	101	1.26	26.97	

Title	Type	↓ SJR	H index	Total Docs. (2019)	Total Docs. (3years)	Total Refs. (2019)	Total Cites (3years)	Citable Docs. (3years)	Cites / Doc. (2years)	Ref. / Doc. (2019)	
61 Nonlinear Analysis: Real World Applications	journal	1.466 Q1	81	188	430	5642	1000	426	2.29	30.01	
62 Applied Mathematics Letters	journal	1.457 Q1	85	387	763	6689	2936	760	4.16	17.28	
63 Nonlinearity	journal	1.457 Q1	78	187	543	6146	1101	535	1.72	32.87	
64 Advances in Calculus of Variations	journal	1.430 Q1	16	32	90	977	117	60	1.75	30.53	
65 Ergodic Theory and Dynamical Systems	journal	1.422 Q1	52	226	368	4730	345	322	1.19	20.93	
66 Network Neuroscience	journal	1.420 Q1	10	12	74	1011	227	71	3.20	84.25	
67 Combinatorics Probability and Computing	journal	1.399 Q1	45	64	153	1429	191	147	1.10	22.33	
68 Nonlinear Dynamics	journal	1.394 Q1	108	743	2248	32459	11997	2218	5.32	43.69	
69 SIAM Journal on Control and Optimization	journal	1.390 Q1	105	162	473	5455	1107	472	2.17	33.67	

	Title	Type	↓ SJR	H index	Total Docs. (2019)	Total Docs. (3years)	Total Refs. (2019)	Total Cites (3years)	Citable Docs. (3years)	Cites / Doc. (2years)	Ref. / Doc. (2019)	
70	Discrete and Continuous Dynamical Systems	journal	1.362 Q1	59	301	867	8897	1250	860	1.49	29.56	
71	Applied and Computational Harmonic Analysis	journal	1.360 Q1	85	106	177	4094	543	140	3.39	38.62	
72	SIAM-ASA Journal on Uncertainty Quantification	journal	1.357 Q1	15	47	142	2025	318	142	2.08	43.09	
73	Information and Inference	journal	1.356 Q1	17	18	49	696	143	48	2.69	38.67	
74	SIAM Journal on Imaging Sciences	journal	1.339 Q1	58	71	236	3515	779	235	3.10	49.51	
75	Biology Direct 	journal	1.316 Q1	63	24	127	826	304	122	2.18	34.42	
76	Stochastic Processes and their Applications	journal	1.310 Q1	69	231	436	6524	627	431	1.46	28.24	
77	Communications in Nonlinear Science and Numerical Simulation	journal	1.299 Q1	105	396	964	16002	4146	946	4.70	40.41	
78	International Journal of Solids and Structures	journal	1.295 Q1	159	335	1180	14889	4175	1158	3.64	44.44	

Title	Type	↓ SJR	H index	Total Docs. (2019)	Total Docs. (3years)	Total Refs. (2019)	Total Cites (3years)	Citable Docs. (3years)	Cites / Doc. (2years)	Ref. / Doc. (2019)	
79 Annali di Matematica Pura ed Applicata	journal	1.281 Q1	36	163	307	4162	416	305	1.11	25.53	
80 Journal of Mathematical Behavior	journal	1.276 Q1	41	70	143	3299	254	133	1.96	47.13	
81 Journal of the Franklin Institute	journal	1.265 Q1	77	578	1151	22924	5608	1135	4.99	39.66	
82 Analysis and Geometry in Metric Spaces 	journal	1.237 Q1	9	11	38	307	39	38	0.89	27.91	
83 Inverse Problems	journal	1.230 Q1	107	165	482	6241	1113	471	2.36	37.82	
84 Journal of Nonlinear Science	journal	1.217 Q1	54	106	205	3999	406	190	2.38	37.73	
85 Computational Optimization and Applications	journal	1.199 Q1	71	101	267	3632	597	265	2.21	35.96	
86 Computational Statistics and Data Analysis	journal	1.198 Q1	103	154	605	5439	1043	593	1.48	35.32	
87 Designs, Codes, and Cryptography	journal	1.174 Q1	54	183	440	4408	789	432	1.79	24.09	

	Title	Type	↓ SJR	H index	Total Docs. (2019)	Total Docs. (3years)	Total Refs. (2019)	Total Cites (3years)	Citable Docs. (3years)	Cites / Doc. (2years)	Ref. / Doc. (2019)	
88	Journal of Time Series Analysis	journal	1.173 Q1	49	61	140	2138	166	133	1.06	35.05	
89	Journal of Economic Dynamics and Control	journal	1.169 Q1	84	123	344	5441	641	339	1.65	44.24	
90	ISA Transactions	journal	1.166 Q1	70	441	797	17045	4667	786	5.70	38.65	
91	Control Engineering Practice	journal	1.148 Q1	113	228	563	8333	2514	555	4.31	36.55	
92	IEEE Signal Processing Letters	journal	1.145 Q1	128	348	1118	9002	5380	1111	4.40	25.87	
93	Numerical Algorithms	journal	1.143 Q1	56	298	500	9852	1320	492	2.40	33.06	
94	Finite Fields and Their Applications	journal	1.142 Q1	40	89	320	1775	475	319	1.52	19.94	
95	Journal of Nonlinear and Variational Analysis	journal	1.140 Q1	8	28	54	582	103	52	1.98	20.79	
96	Journal of Mathematical Fluid Mechanics	journal	1.124 Q1	29	57	174	1596	201	172	0.99	28.00	

Title	Type	↓ SJR	H index	Total Docs. (2019)	Total Docs. (3years)	Total Refs. (2019)	Total Cites (3years)	Citable Docs. (3years)	Cites / Doc. (2years)	Ref. / Doc. (2019)	
97 Finite Elements in Analysis and Design	journal	1.119 Q1	73	58	244	2645	746	240	3.19	45.60	
98 Advanced Modeling and Simulation in Engineering Sciences 	journal	1.081 Q1	12	13	71	460	136	68	1.86	35.38	
99 Studies in Applied Mathematics	journal	1.081 Q1	40	42	115	1591	292	113	3.18	37.88	
100 Computational Methods in Applied Mathematics	journal	1.069 Q1	24	75	134	2195	169	122	1.39	29.27	


51 - 100 of 512



Developed by:




Powered by:



Follow us on @ScimagoJR

Scimago Lab, Copyright 2007-2020. Data Source: Scopus®





SJR

Scimago Journal & Country Rank

Enter Journal Title, ISSN or Publisher Name

[Home](#)[Journal Rankings](#)[Country Rankings](#)[Viz Tools](#)[Help](#)[About Us](#)

Mathematics

Applied Mathematics

All regions / countries

Journals

2019

 Only Open Access Journals Only SciELO Journals Only WoS Journals

Display journals with at least 0

Citable Docs. (3years)










Apply












[Download data](#)


101 - 150 of 512



	Title	Type	↓ SJR	H index	Total Docs. (2019)	Total Docs. (3years)	Total Refs. (2019)	Total Cites (3years)	Citable Docs. (3years)	Cites / Doc. (2years)	Ref. / Doc. (2019)	
101	Communications in Mathematical Sciences	journal	1.051 Q1	40	92	282	3132	395	281	0.99	34.04	

	Title	Type	↓ SJR	H index	Total Docs. (2019)	Total Docs. (3years)	Total Refs. (2019)	Total Cites (3years)	Citable Docs. (3years)	Cites / Doc. (2years)	Ref. / Doc. (2019)	
102	Journal of Fixed Point Theory and Applications	journal	1.048 Q1	22	103	372	2682	647	367	1.81	26.04	
103	ACM Transactions on Mathematical Software	journal	1.042 Q1	78	46	117	1885	341	116	2.34	40.98	
104	Advances in Computational Mathematics	journal	1.038 Q1	56	129	193	4359	379	189	1.85	33.79	
105	Chaos, Solitons and Fractals	journal	1.036 Q1	132	369	1207	14916	4761	1192	4.23	40.42	
106	Foundations and Trends in Communications and Information Theory	journal	1.026 Q1	24	3	5	481	22	5	5.67	160.33	
107	Journal of Mathematical Analysis and Applications	journal	1.021 Q1	134	908	2820	24012	4046	2790	1.37	26.44	
108	Applied Numerical Mathematics	journal	1.017 Q1	71	222	437	7898	958	432	2.28	35.58	
109	Chemical Engineering Science	journal	0.998 Q1	175	789	1849	37185	7689	1823	4.22	47.13	
110	Communications on Pure and Applied Analysis	journal	0.997 Q1	36	152	377	4606	457	374	1.16	30.30	

	Title	Type	↓ SJR	H index	Total Docs. (2019)	Total Docs. (3years)	Total Refs. (2019)	Total Cites (3years)	Citable Docs. (3years)	Cites / Doc. (2years)	Ref. / Doc. (2019)	
111	Numerical Methods for Partial Differential Equations	journal	0.993 Q1	55	123	271	4186	609	270	2.44	34.03	
112	Forum Mathematicum	journal	0.980 Q1	33	105	248	2605	224	243	0.91	24.81	
113	Dynamics of Partial Differential Equations 	journal	0.978 Q1	18	15	49	451	54	49	1.21	30.07	
114	SIAM Journal on Applied Mathematics	journal	0.977 Q1	92	116	352	4321	679	351	1.72	37.25	
115	Bioinformatics and Biology Insights 	journal	0.973 Q1	21	25	52	882	131	50	1.54	35.28	
116	Applied Mathematics and Computation	journal	0.969 Q1	135	886	2084	30247	7832	2068	3.88	34.14	
117	Celestial Mechanics and Dynamical Astronomy	journal	0.969 Q1	52	62	219	2168	407	210	1.77	34.97	
118	Set-Valued and Variational Analysis	journal	0.964 Q1	39	53	127	1491	171	120	1.73	28.13	
119	Applied Mathematical Modelling	journal	0.957 Q1	103	514	1814	20900	7547	1799	4.30	40.66	

	Title	Type	↓ SJR	H index	Total Docs. (2019)	Total Docs. (3years)	Total Refs. (2019)	Total Cites (3years)	Citable Docs. (3years)	Cites / Doc. (2years)	Ref. / Doc. (2019)	
120	Proceedings of the American Mathematical Society	journal	0.957 Q1	74	428	1477	7672	1474	1471	1.01	17.93	
121	Journal of Survey Statistics and Methodology	journal	0.953 Q1	12	12	73	470	100	66	1.47	39.17	
122	BMC Systems Biology 	journal	0.952 Q1	79	40	425	1661	1024	410	2.30	41.53	
123	Random Structures and Algorithms	journal	0.946 Q1	58	68	174	1817	201	172	1.15	26.72	
124	Journal of Mathematical Economics	journal	0.944 Q1	38	78	251	2455	197	248	0.83	31.47	
125	Journal of Non-Newtonian Fluid Mechanics	journal	0.944 Q1	98	128	344	5648	932	335	2.63	44.13	
126	Theoretical and Applied Fracture Mechanics	journal	0.941 Q1	56	255	492	10656	1595	483	3.26	41.79	
127	Journal of Global Optimization	journal	0.938 Q1	80	144	376	5104	806	363	2.25	35.44	
128	Advances in Applied Mathematics	journal	0.937 Q2	46	77	208	1792	202	205	0.90	23.27	