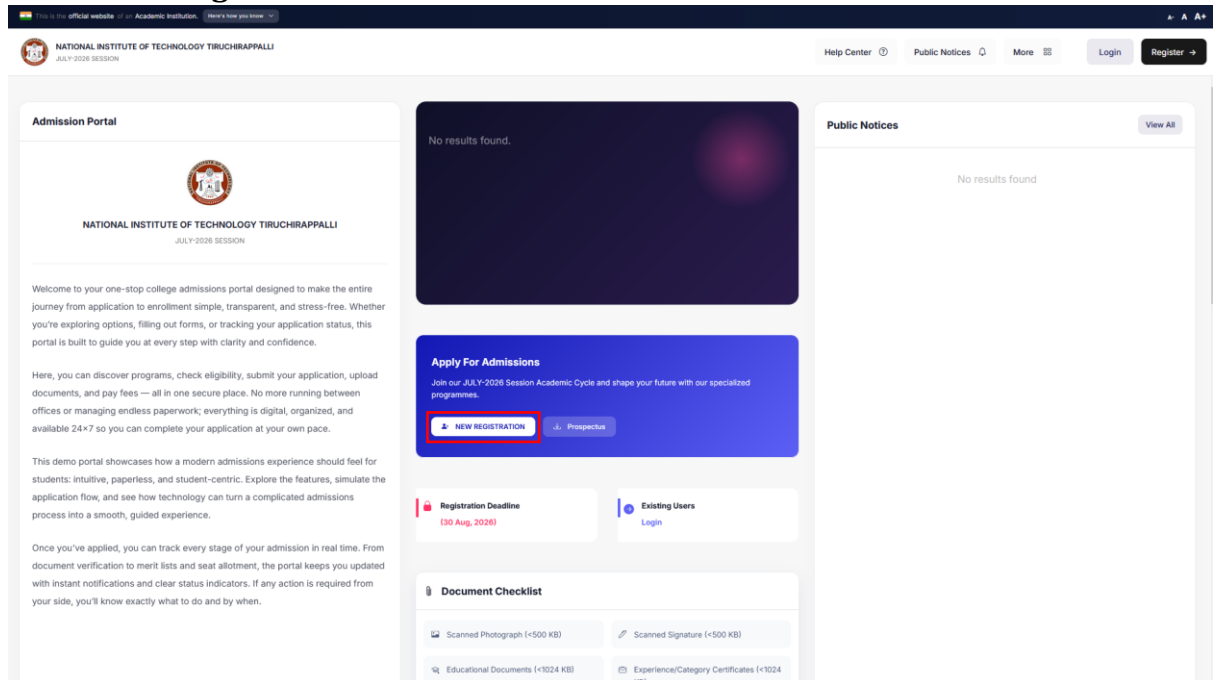


USER MANUAL FOR ADMISSIONS ON e-SAMARTH PORTAL

(Kindly use **Google Chrome** browser on a **WINDOWS PC / LAPTOP**)

I. CREATION OF YOUR 'USER CREDENTIALS'

1. Type <https://nittadm.samarth.edu.in/2026> in the address bar. Press **"New Registration"**.



2. Read the Instructions carefully, fill in the Registration Form and press the **"Register"** Button. Kindly ensure that your **e-mail ID** and **phone number** are correct & valid as they are required for the OTP verification and further communication purposes. Also, note down the entered **password** somewhere carefully so that you will not forget it later.

NATIONAL INSTITUTE OF TECHNOLOGY TRICHURAPPALLI
JULY 2026 SESSION

Help Center Public Notices More Login Register

JULY 2026 SESSION

Registration : Create A New Account

Important Instructions

- 01 Name and other details entered by the applicant need to be the same as in the **Class X Board Marksheet**
- 02 Applicant can log in to the admission portal through their **registered email address, only**.
- 03 Applicant must use his own **active** email address.
- 04 The Email address provided by the applicant must be functional and the applicant must have access to it throughout the admission process.
- 05 Applicants are encouraged to use latest version of **Google Chrome** web browser for filling the application form.

[Need help? dmoadmission@nit.ac.in](#)

Register

APPLICANT'S FULL NAME *

APPLICANT'S DATE OF BIRTH *

Day Month Year

APPLICANT'S EMAIL *

RE-ENTER APPLICANT'S EMAIL ADDRESS *

MOBILE NUMBER *

RE-ENTER MOBILE NUMBER *

PASSWORD *

RE-ENTER PASSWORD *

CAPTCHA VERIFICATION

321e26

ENTER CAPTCHA

[Register](#) →

3. You will receive the **OTP** on your registered e-mail id. Kindly enter the OTP, Captcha and press **“Submit OTP”** Button.

NATIONAL INSTITUTE OF TECHNOLOGY TRICHURAPPALLI
JULY 2026 SESSION

Help Center Public Notices More Login Register

Success

Your account is created successfully. Please enter the "Verification Code" sent to your registration details.

Verify Account

Please do not refresh this page.
Time remaining to enter the OTP : 14 min 58 sec

Enter the OTP you received on your email amazi*****@delitajohnsons.com to verify your account and mobile 99*****98 .

OTP received on Mail and Mobile

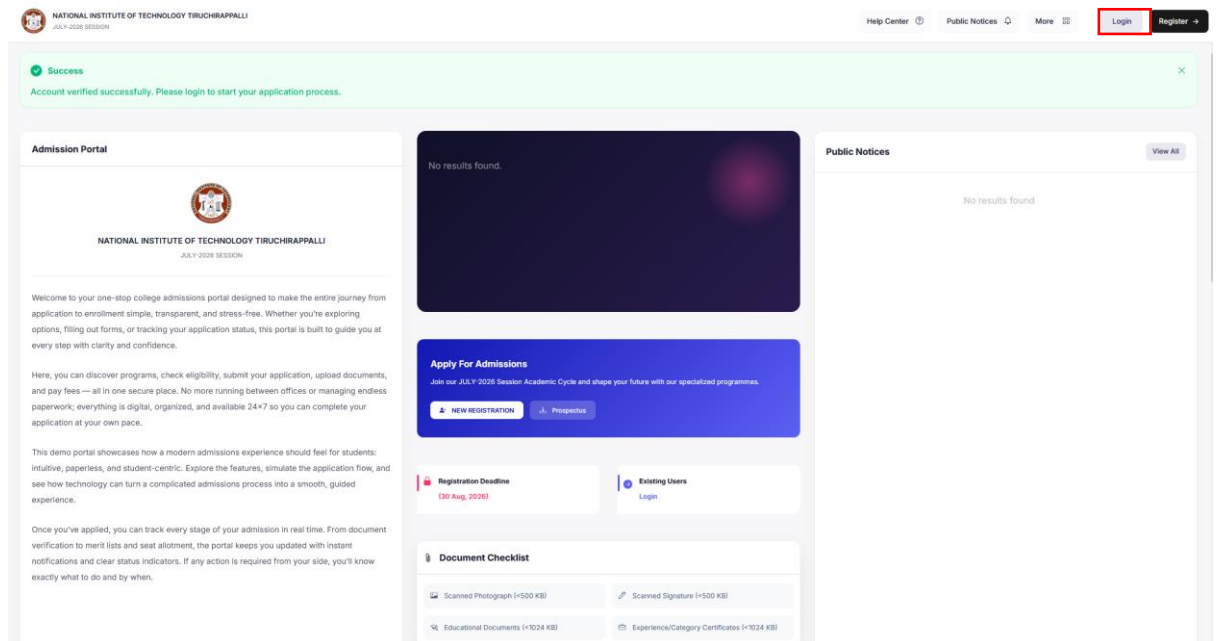
Captcha Verification

2851688

* Click on the text to change

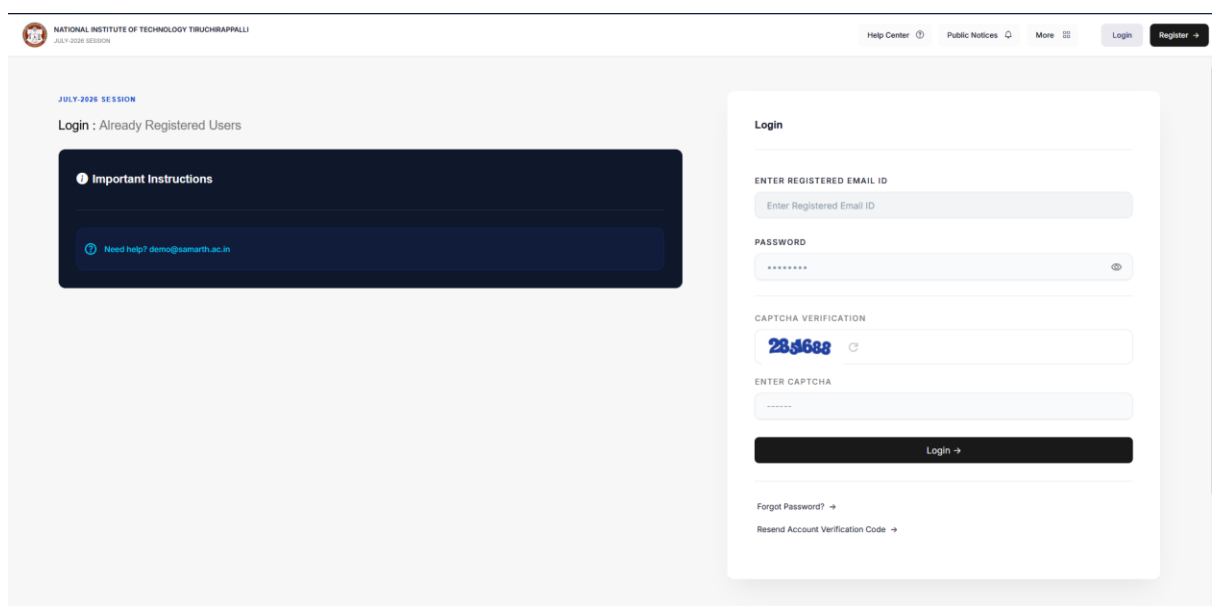
[Submit OTP](#)

- After successful OTP Verification, you will be redirected to the Home page with a message – “Account verified successfully. Please log in to start your application process”. Kindly press the **Login** Button.



II. LOGIN AND FILLING YOUR PROFILE DETAILS

- Enter your Registered Email ID, Password, Captcha Verification and press the **LOGIN** button. In case you forgot your password, kindly use the “Forgot Password?” link below the Login Button.



2. After logging in, press the **Complete Profile Button**.

The screenshot shows the dashboard of the National Institute of Technology Trichirappalli. The user is logged in as 'dummy Applicant'. The dashboard includes a search bar, a navigation menu on the left, and a main content area. The main content area displays a 'Welcome' message, an 'Account Reference ID' (288000000001), and a 'Profile Status' section. The 'Profile Status' section shows 'Profile Pending' and 'Profile is not completed', with a red 'Complete Profile' button highlighted. To the right, the 'Application Process' section shows three steps: 'Step 01: Complete & Lock Profile', 'Step 02: Apply for a Programme', and 'Step 03: Pay Fees & Submit'.

3. Fill your Profile Details – **a. Personal Details, b. Family Details, c. Other Category, d. Bank Details, e. Address**. After filling, Press **Save Details Button**.

The screenshot shows the 'Personal Details' form in the dashboard. The form includes the following fields:

- Full Name of the Applicant *
- Registered Mobile Number *
- Alternate Mobile Number (Parent's/Guardian's)
- Age as on Jan 1, 2027 * (26 Years 11 Month 0 Days)
- Category *
- Are you citizen of India ? *
- ID Proof (Govt. approved Identity Proof with address details) *
- Applicant's Registered Email *
- Alternate Email
- Applicant Date of Birth * (1, February, 2000)
- Applicant's Gender *
- Marital Status
- Blood Group
- Religion

HOME

- Dashboard

APPLICATIONS

- My Applications
- Find Programme
- Apply For a Programme

PROFILE

- Complete Profile

COMPLIANCE

ACCOUNT

- My Account
- Bank Details
- Change Password

PAYMENTS

- My Payments

SUPPORT

- Public Notice
- Help Center
- Contact Us

RESOURCES

- Eligibility Programme List
- Prospectus
- University Website

HOME

- Dashboard

APPLICATIONS

- My Applications
- Find Programme
- Apply For a Programme

PROFILE

- Complete Profile

COMPLIANCE

ACCOUNT

- My Account
- Bank Details
- Change Password

PAYMENTS

- My Payments

SUPPORT

- Public Notice
- Help Center
- Contact Us

RESOURCES

- Eligibility Programme List

HOME

- Dashboard

APPLICATIONS

- My Applications
- Find Programme
- Apply For a Programme

PROFILE

- Complete Profile

COMPLIANCE

ACCOUNT

- My Account
- Bank Details
- Change Password

PAYMENTS

- My Payments

ACCOUNT

- My Account
- Bank Details
- Change Password

PAYMENTS

- My Payments

SUPPORT

- Public Notice
- Help Center
- Contact Us

RESOURCES

- Eligibility Programme List
- Prospectus
- University Website

Family Details

Mother's Name *	Mother's Mobile Number
<input type="text"/>	<input type="text"/>
Mother's Occupation *	Mother's Qualification
<input type="text"/>	<input type="text"/>
Mother's Office Address	Mother Staff Type
<input type="text"/>	<input type="text"/>
Mother Designation	Mother Salary *
<input type="text"/>	<input type="text"/>
Father's Name *	Father's Mobile Number
<input type="text"/>	<input type="text"/>
Father's Occupation *	Father's Qualification
<input type="text"/>	<input type="text"/>
Father's Office Address	Father Staff Type(Regular/Temporary/On contract)
<input type="text"/>	<input type="text"/>
Father Designation	Father Salary *
<input type="text"/>	<input type="text"/>
Emergency Contact Number *	Combined Family Income *
<input type="text"/>	<input type="text"/>

Other Category

Person with Benchmark Disabilities (PwBD) Category *

Bank details for Financial assistance and refund if applicable

If you don't have your own bank account, please provide details of your parent/guardian's bank account where you would like to receive the refund if any.

Name of the Account Holder	Account Number
<input type="text"/>	<input type="text"/>
Confirm Account Number	Name of the Bank
<input type="text"/>	<input type="text"/>
Bank Branch Name	IFSC Code
<input type="text"/>	<input type="text"/>

Address

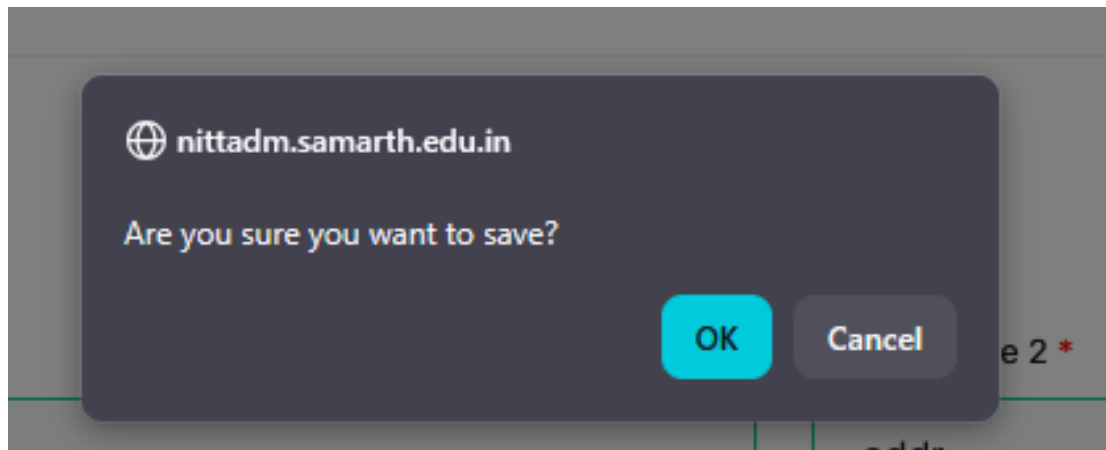
Correspondence Address

Address *	Address Line 2 *
<input type="text"/>	<input type="text"/>
Country *	State *
<input type="text"/>	<input type="text"/>
District *	City *
<input type="text"/>	<input type="text"/>
Pincode *	
<input type="text"/>	

Permanent Address Click if Same As Correspondence Address

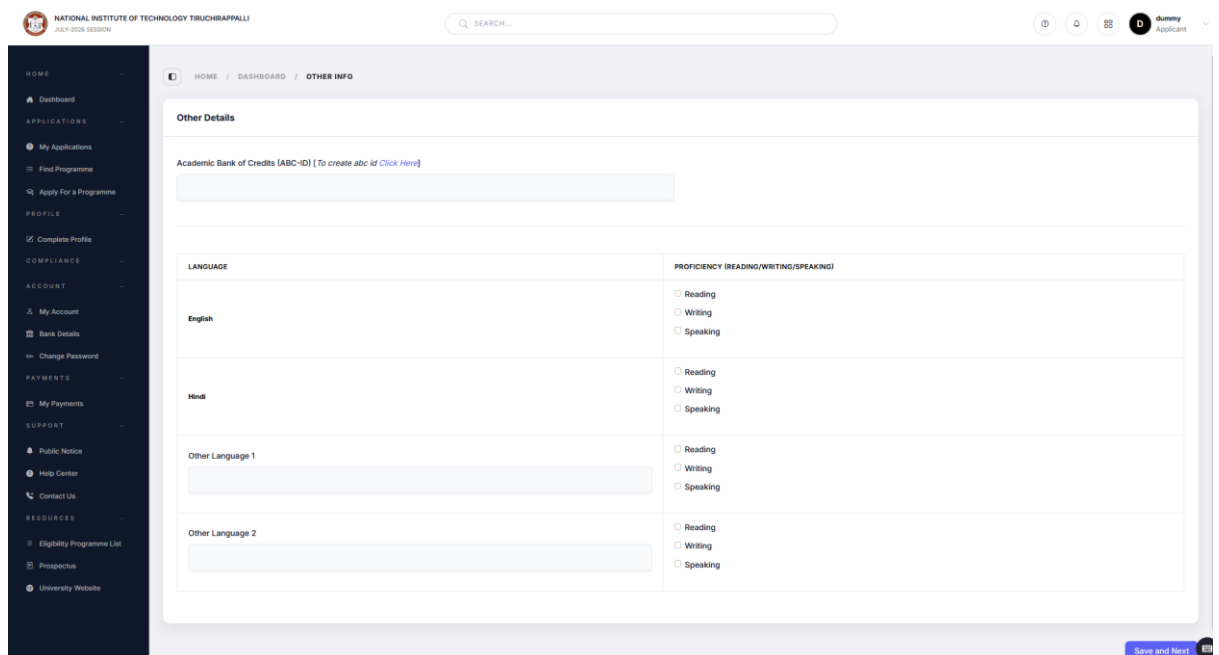
Address *	Address Line 2 *
<input type="text"/>	<input type="text"/>
Country *	State *
<input type="text"/>	<input type="text"/>
District *	City *
<input type="text"/>	<input type="text"/>
Pin Code *	
<input type="text"/>	

4. A pop-up message, 'Are you sure you want to save?' will be displayed. Press the **OK** Button.

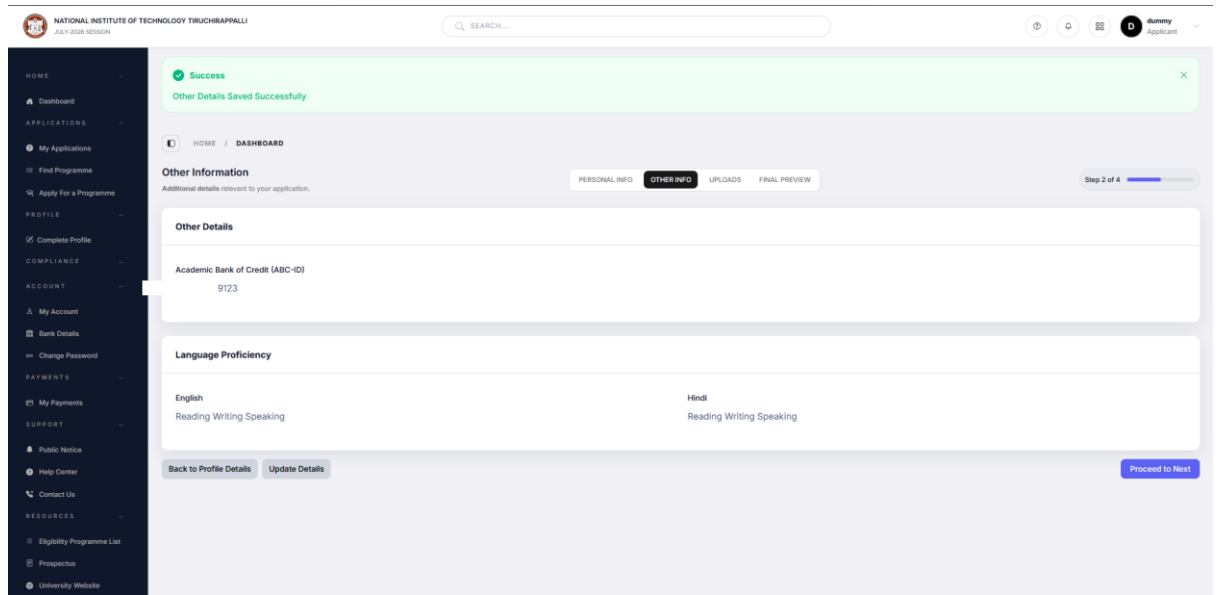


5. Preview the Profile Details that you filled. If you are satisfied, press "**Proceed to Next**". If you wish to modify, press 'Update Details'.

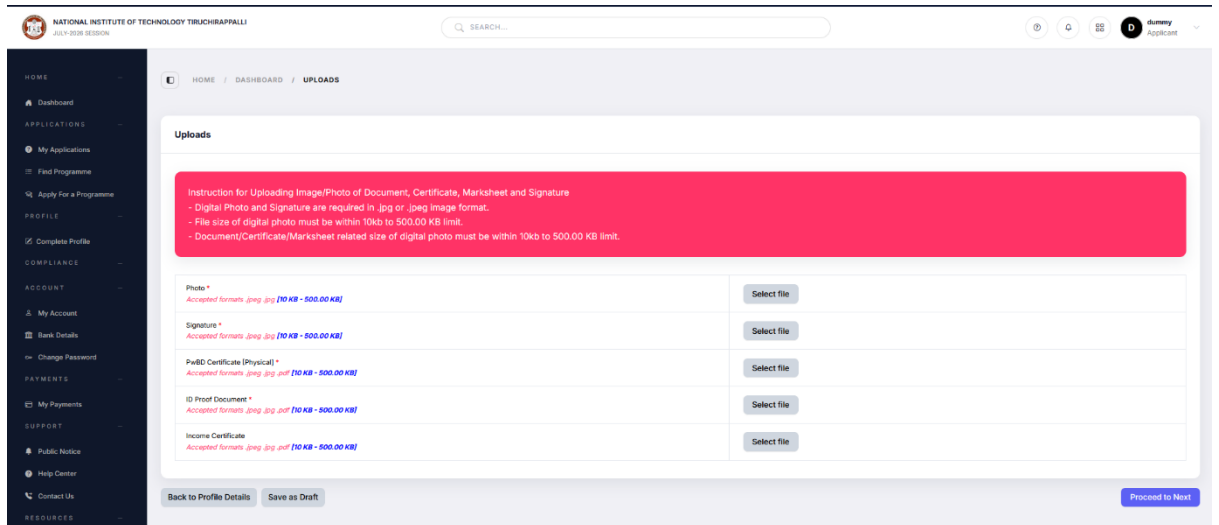
6. Next, Fill the **ABC-ID**, 'Other Details' page, and press "**Save and Next**" Button.



7. A preview page will be opened. Please review and press **“Proceed to Next”**.



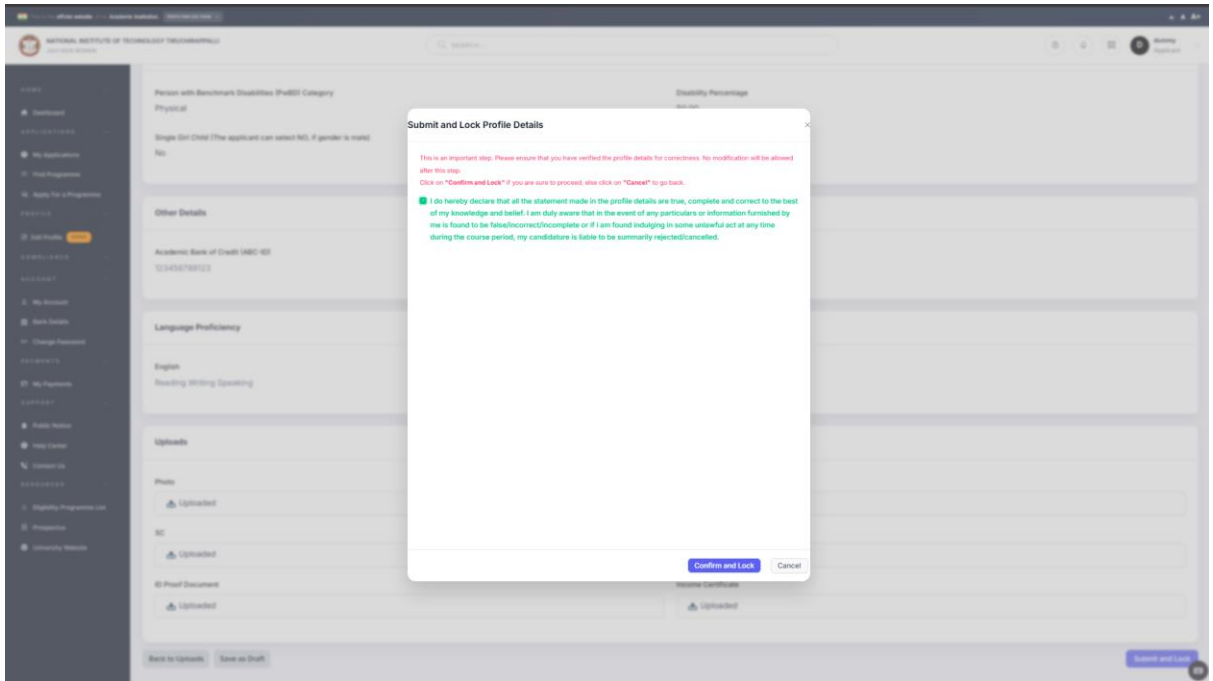
8. Read the instructions carefully & upload the photo, signature, relevant certificates and press **“Proceed to Next”**.



9. Check your details in the preview page and press **“Submit and Lock”**.

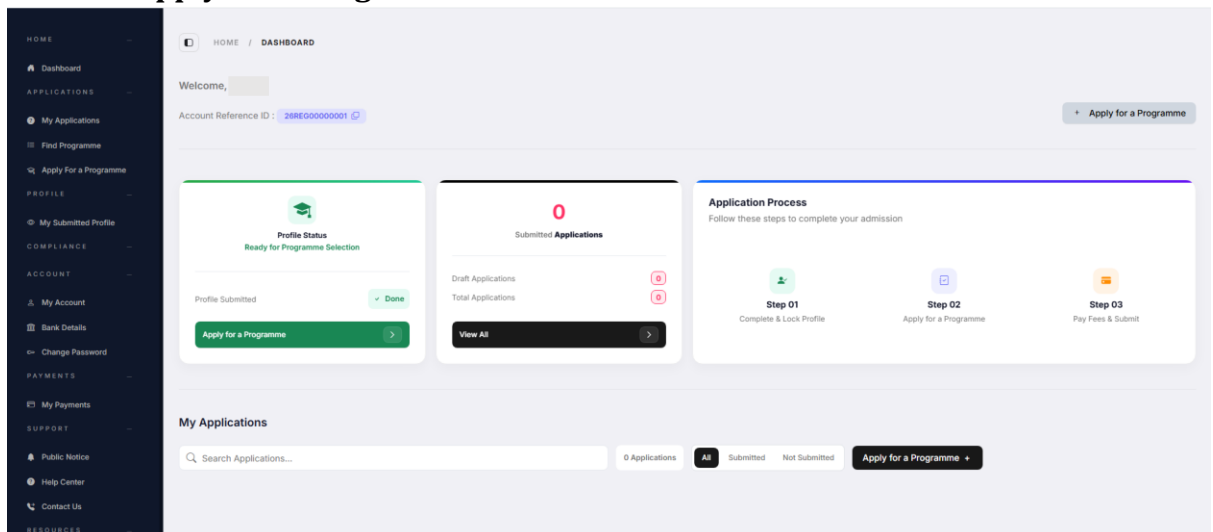
PERSONAL DETAILS	
Full Name of the Applicant :	Gender : Male
Date of Birth : Age as on :	Category : General
Blood Group : Not Provided	Religion : Hinduism
Nationality : Indian	
Registered Email :	Registered Mobile Number :
Alternate Email : Not Provided	Alternate Mobile : Not Provided
Permanent Address : sss, sss, sss, Tamil Nadu -123456, India	Correspondence Address : sss, sss, sss, Tamil Nadu -123456, India
ID Proof (Govt. approved Identity Proof with address details) : Other(Aadhar Card)	ID Proof No :
FAMILY DETAILS	
Mother's Name : Mother's Name in Hindi: Not Provided	Father's Name : Father's Name in Hindi: Not Provided
Mother's Qualification : Not Provided	Father's Qualification : Not Provided
Mother's Occupation : Home Maker	Father's Occupation : Business
Mother's Mobile Number : Not Provided	Father's Mobile Number : Not Provided
Mother's Office Address : Not Provided	Father's Office Address : Not Provided
Emergency Contact Number :	
Combined Family Income : > 5 Lakh	
OTHER CATEGORY	
Person with Benchmark Disabilities (PwBD) Category : Not Applicable	
Single Girl Child (The applicant can select NO, if gender is male) : No	
Do you have any illness which requires continuous or emergency medical attention?	No
Academic Bank of Credit (ABC ID)	
Do you have NCC Certificate?	No
Have you participated in National Service Scheme (NSS) Camp?	No
Are you ward of University Employee (Father / Mother working in NIT Tiruchirappalli)?	No
Sub Category(Caste Name)	NA
Language	Preficiency (Reading/Writing/Speaking)
English	Reading/Writing/Speaking
Hindi	NA
Uploads	
DOCUMENT	UPLOAD STATUS
Photo	Uploaded
Signature	Uploaded
ID Proof Document	Uploaded
Date of Birth Certificate	Uploaded
Transfer Certificate / Migration Certificate / Late Submission Undertaking Form	Uploaded
Migration Certificate / Late Submission Undertaking Form	Uploaded
Medical Fitness Certificate / Late Submission Undertaking Form	Uploaded
<p>< Back to Uploads Save as Draft Submit and Lock ></p>	

10. A pop-up message will be displayed. Tick the consent box and press **“Confirm and Lock”**. Please note that once locked, you **CAN NOT** change your profile again. Please ensure that all your profile details are correct and then proceed.



III. SELECTING THE PROGRAMME

1. Click on "Apply for a Programme".



2. Select Programme Level, Programme, Head Quarter/Regional Centre. Then click **“Proceed”**.

3. Choose the suitable 'Applicable Eligibility Criteria', Fill the 'Academic details' - Press **“Save and Next”** button.

HOME

Dashboard

APPLICATIONS

My Applications

Find Programme

Apply For a Programme

PROFILE

My Submitted Profile

COMPLIANCE

ACCOUNT

My Account

Bank Details

Change Password

PAYMENTS

My Payments

SUPPORT

Public Notice

My Submitted Profile

COMPLIANCE

ACCOUNT

My Account

Bank Details

Change Password

PAYMENTS

My Payments

SUPPORT

Public Notice

Help Center

Contact Us

RESOURCES

Eligibility Programme List

Prospectus

University Website

Qualification Details - Masters or PostGraduate or Equivalent

Masters Qualification Status *	Masters Year of Passing final exam *
<input type="text" value="Select"/>	<input type="text" value="Select"/>
Masters Name of the Board/University *	Masters Registration Number
<input type="text" value="Select"/>	<input type="text"/>
Masters Course Name *	Masters Specialization Subject *
<input type="text"/>	<input type="text"/>
Masters Institute/College *	Masters Division *
<input type="text"/>	<input type="text"/>
Masters Percentage / CGPA *	Masters Subject Combination *
<input type="text"/>	<input type="text"/>

Master or Equivalent

Masters Qualification Status	Master Course Name
<input type="text" value="Select"/>	<input type="text"/>
Masters Year of Passing final exam	Master Board/University
<input type="text" value="Select"/>	<input type="text" value="Select"/>
NATIONAL INSTITUTE OF TECHNOLOGY TIRUCHIRAPPALLI Master Registration Number	Master Institute Name
<input type="text"/>	<input type="text"/>
Master Division ('DISTINCTION', 'FIRST CLASS', 'SECOND CLASS', 'THIRD CLASS', 'NOT APPLICABLE')	Master Specialization
<input type="text"/>	<input type="text"/>
Masters Percentage / CGPA	
<input type="text"/>	

FOR RESULT AWAITING CANDIDATES

(Mandatory for result awaiting candidates of UG/PG) Percentage / CGPA obtained till last semester in current pursuing UG/PG

[Previous](#) [Save and Next](#)

4. Fill NET or Equivalent detail (Only for Ph.D. candidates)

HOME

Dashboard

APPLICATIONS

My Applications

Find Programme

Apply For a Programme

PROFILE

My Submitted Profile

COMPLIANCE

ACCOUNT

My Account

Bank Details

Change Password

PAYMENTS

My Payments

SUPPORT

Public Notice

Help Center

Contact Us

RESOURCES

Eligibility Programme List

HOME / DASHBOARD / NET DETAILS

Doctor of Philosophy (Architecture)

NET or Equivalent detail

NET or Equivalent Qualification Details	Tick on YES to enter the details of Research Area?
<input type="text" value="Select"/>	<input type="radio"/> No
<input type="text" value="Select"/>	<input type="radio"/> Yes
UGC-CSIR NET (without JRF)	
UGC-CSIR NET (including JRF)	
ICAR-NET (including JRF)	
ICAR-NET (without JRF)	
SLET	
GATE	
INSPIRE	
CEED	
Teacher Fellowship Holder	
Other Similar Test	
Not Applicable	

[Save and Next](#)

HOME / DASHBOARD / NET DETAILS

Doctor of Philosophy (Architecture)

NET or Equivalent detail

NET or Equivalent Qualification Details

GATE

NET or Equivalent Year Of Passing

Select

NET or Equivalent Roll Number

NET or Equivalent Subject *

Equivalent Exam Applicant Category

Select

Score Obtained *

Total Marks

Tick on YES to enter the details of Research Area?

No

Yes

Previous Save and Next

Success

NET or Equivalent Details have been saved successfully

HOME / DASHBOARD / NET DETAILS PREVIEW

Doctor of Philosophy (Architecture)

NET or Equivalent Details

NET or Equivalent Qualification Details

GATE

NET or Equivalent Year Of Passing

2020

NET or Equivalent Roll Number

12345

NET or Equivalent Subject

sub

Score Obtained

69

Total Marks

69

Equivalent Exam Applicant Category

General

Tick on YES to enter the details of Research Area?

Yes

Area of Research Interest

area of research

Discard

Previous Next

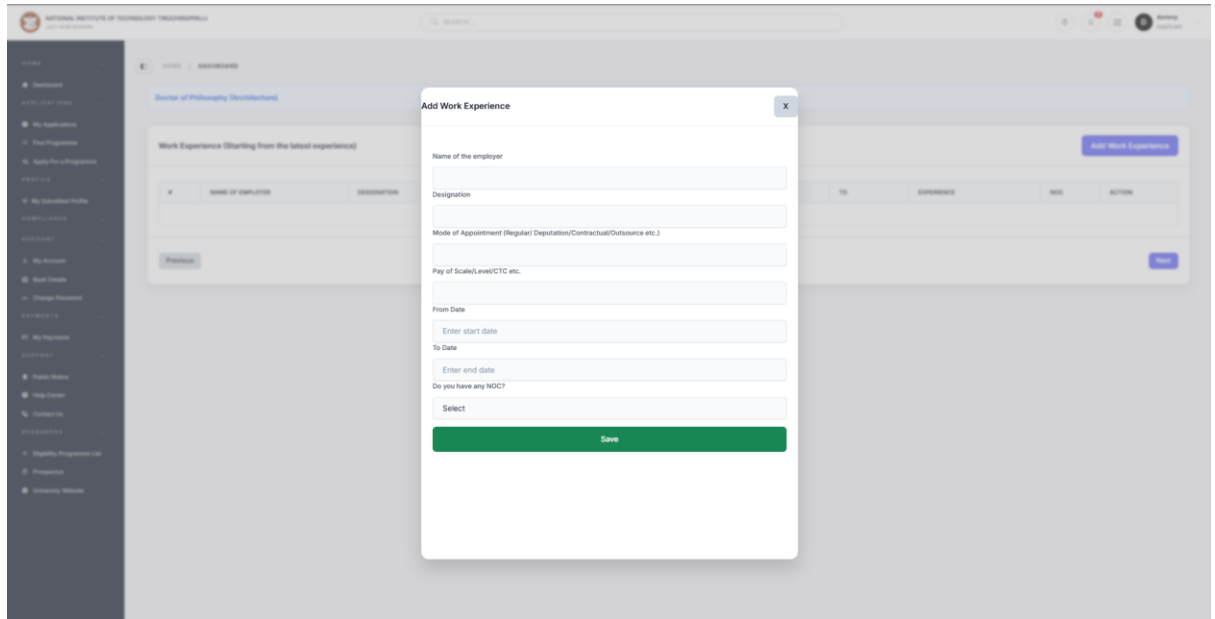
5. Add Work Experience if you have any and Press “Next”.
 (Note: Experience certificate must be uploaded mandatorily for those having Work Experience.)

HOME / DASHBOARD

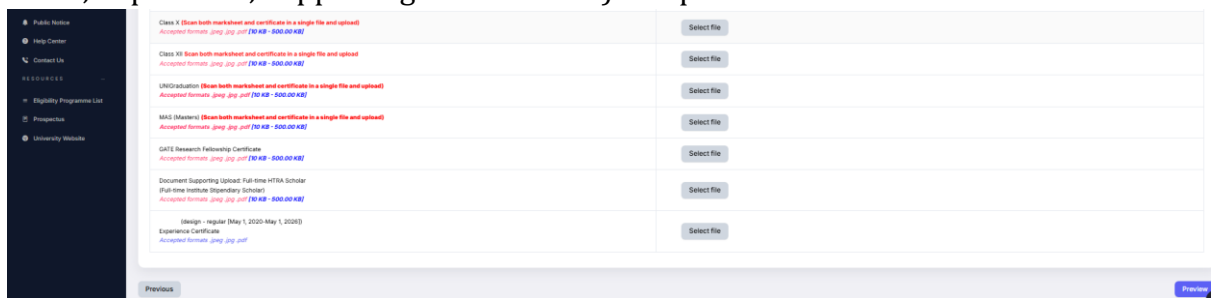
Work Experience (Starting from the latest experience) Add Work Experience

#	NAME OF EMPLOYER	DESIGNATION	MODE OF APPOINTMENT	PAY SCALE/CTC	FROM	TO	EXPERIENCE	NOC	ACTION
No work experience found.									

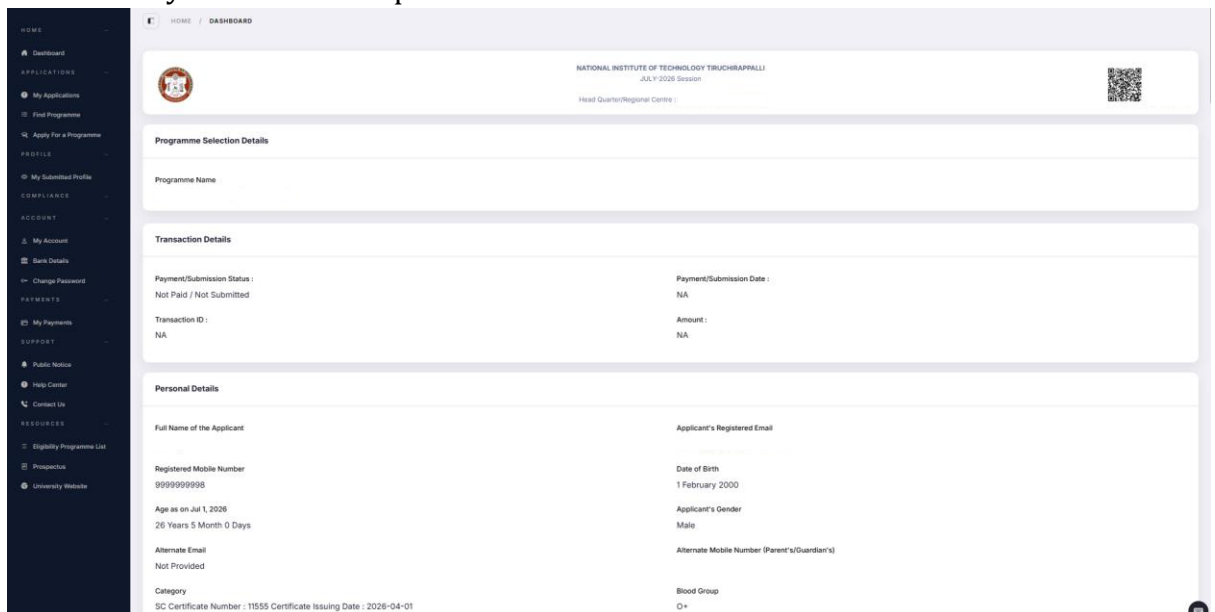
Previous Next



6. Upload your certificates (X, XII, Graduation, Post Graduation, Entrance Exam Score, Experience, Supporting Documents...) and press **“Preview”** button.



7. Preview all your details and press **“Submit”**.



HOME

Dashboard

APPLICATIONS

My Applications

Find Programme

Apply For a Programme

PROFILE

My Submitted Profile

COMPLIANCE

ACCOUNT

My Account

Bank Details

Change Password

PAYMENTS

My Payments

SUPPORT

Public Notice

Help Center

Contact Us

RESOURCES

Eligibility Programme List

Prospectus

University Website

Uploaded

SC

Uploaded

ID Proof Document

Uploaded

Class X (Scan both marksheet and certificate in a single file and upload)

Uploaded

UNIGraduation (Scan both marksheet and certificate in a single file and upload)

Uploaded

MAS (Masters) (Scan both marksheet and certificate in a single file and upload)

Uploaded

GATE Research Fellowship Certificate

Uploaded

Document Supporting Upload: Full-time HTRA Scholar (Full-time Institute Stipendiary Scholar)

Uploaded

Dummy (design - regular (May 1, 2020-May 1, 2026)) Experience Certificate

Uploaded

Uploaded

PwED Certificate (Physical)

Uploaded

Income Certificate

Uploaded

Class XII Scan both marksheet and certificate in a single file and upload

Uploaded

Form Declaration

"I do hereby declare that all the statement made in the application are true, complete and correct to the best of my knowledge and belief. I am duly aware that in the event of any particulars or information furnished by me is found to be false/incorrect/incomplete or if I am found indulging in some unlawful act at any time during the course period, my candidature is liable to be summarily rejected/cancelled." Additionally undertaking for students whose results are awarded: "I, having been permitted to be provisionally admitted to University hereby undertake to produce the proof of having successfully qualified in the final qualifying examination with requisite percentage of marks if failing, I shall forthwith vacate the seat and shall have no claim for refund of fees already paid."

[Signature]

Previous
Submit

8. Verify the Details by clicking on the checkboxes and proceed for Payment by pressing **“Payment Gateway SBI EPAY”**.

Verify Details

Name	Gender: Male	Category: SC
------	--------------	--------------

Additional Category

Person with Benchmark Disabilities (PwED) Category	Disability Percentage
Physical	50.00

Single Girl Child (The applicant can select NO, if gender is male)

No

Family Income	Less than 100,000
Programme	
Amount To be Paid	500.00

VERIFY THE DETAILS BY CLICKING ON THE CHECKBOXES

My Name is: _____ as per the Xth Marksheet/Certificate.

My Date of Birth is 1-February-2000 as per the Xth Marksheet/Certificate.

My Category is Scheduled Caste (SC)

My Gender is Male.

My Mother name is padma.

Father's / Guardian's Name father.

My address for correspondence is correct, which is gdsr_addr_madurai_Tamil Nadu, Madurai - 649074, India

I have rechecked all the information in the application form and upload fields.

I have read all the guidelines and other related information about the admission.

"I do hereby declare that all the statement made in the application are true, complete and correct to the best of my knowledge and belief. I am duly aware that in the event of any particulars or information furnished by me is found to be false/incorrect/incomplete or if I am found indulging in some unlawful act at any time during the course period, my candidature is liable to be summarily rejected/cancelled." Additionally undertaking for students whose results are awarded: "I, having been permitted to be provisionally admitted to University hereby undertake to produce the proof of having successfully qualified in the final qualifying examination with requisite percentage of marks if failing, I shall forthwith vacate the seat and shall have no claim for refund of fees already paid."

Home
Pay with SBI

IV. PAYMENT AND APPLICATION FORM

1. Pay the Application Fee through the preferred payment method.

Following channel(s) is/are unavailable during mentioned time:

- Indian Overseas Bank - Retail And Corporate (NB) From: 2026-05-05 09:30:41 To: 2026-05-05 23:59:59
- Janata Sahakari Bank Ltd. Pune (NB) From: 2026-04-17 11:49:41 To: 2026-12-31 23:59:59
- Bharat Co-operative Bank Mumbai Ltd - Retail (NB) From: 2025-08-14 12:36:01 To: 2026-07-31 12:41:01

As per RBI Guidelines all cards (physical and virtual) shall be enabled

Payment Details

Debit/Credit Card

Please ensure that your card is enabled for online (E-Commerce) transactions
कृपया सुनिश्चित करें कि आपका कार्ड (ई-कॉमर्स) सत्रों के लिए सक्रम है

Card Number

Name of the card holder

Expiry Date/Valid Thru CVV/CVC 4-0BC

Order Summary

Kindly note Order No.
Order No.: 47_ADMREG_JAN-2026-27
Merchant Name: NIT Trichy

Amount: 500.00
Processing fee:
GST:
Total:
APM ID: PG_TRAN_396

You can check the transaction status using the following link - [Click Here](#)



2. After the successful payment, please **download the application form** from the dashboard.