

**NATIONAL INSTITUTE OF TECHNOLOGY
TIRUCHIRAPPALLI- 620 015**



**ANNUAL STATEMENT OF ACCOUNTS
2007-2008**

NATIONAL INSTITUTE OF TECHNOLOGY, TIRUCHIRAPPALLI -620 015


ANNUAL STATEMENT OF ACCOUNTS - 2007-08

CONTENTS

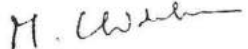
	Page No.
BALANCE SHEET AS ON 31-03-2008	1-2
SIGNIFICANT ACCOUNTING POLICIES & NOTES ON ACCOUNTS	3-7
INCOME AND EXPENDITURE ACCOUNTS	8-10
RECEIPTS AND PAYMENTS ACCOUNTS	11-13
SCHEDULES	14 -48

NATIONAL INSTITUTE OF TECHNOLOGY, TIRUCHIRAPPALLI - 620 015
BALANCE SHEET AS ON 31-03-2008

Sl.No.	LIABILITIES	Sch.No	CURRENT YEAR 2007-2008	PREVIOUS YEAR 2006-2007
1.	CAPITAL & OTHER FUNDS	I	1,35,53,63,398	143,31,81,050
2.	UNUTILISED MHRD GRANTS	IA	2,31,60,464	7,86,48,449
3.	UNUTILISED GRANTS FROM VARIOUS AGENCIES	2	3,55,40,563	1,64,48,163
4.	OTHER ADJUSTABLE FUND	3	1,66,11,910	72,96,983
5.	RETIREMENT BENEFIT FUND	3A	9,19,11,011	8,86,53,889
6.	REFUNDABLE DEPOSITS	4	6,74,07,913	3,23,95,217
7.	SUNDRY CREDITORS	4	4,59,08,062	9,54,50,686
8.	ENDOWMENT FUND	5	6,59,324	5,34,324
9.	DONATIONS	6	83,27,107	--
	TOTAL		164,48,89,752	175,26,08,761


Dy. Registrar (A/cs)
National Institute of Technology
Tiruchirappalli-620 015.


Registrar
National Institute of Technology
Tiruchirappalli-620 015.



Director
National Institute of Technology
Tiruchirappalli-620 015

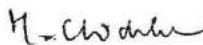
NATIONAL INSTITUTE OF TECHNOLOGY, TIRUCHIRAPPALLI - 620 015
BALANCE SHEET AS ON 31-03-2008

Sl.No.	ASSETS	Sch.No.	CURRENT YEAR 2007-2008		PREVIOUS YEAR 2006-2007	
I.	FIXED ASSETS :					
	a. Land	I		47,09,795	--	47,09,795
	b. Buildings					
	i. Works Completed	7	27,88,80,203		23,83,43,348	
	ii. Works in Progress	7	34,91,64,726		18,21,58,006	
	iii. Deposit with CPWD	7	9,69,14,418	72,49,59,347	20,16,39,477	62,21,40,831
	c. Equipment					
	1. Department/Centre	8	11,34,85,784		20,65,29,620	
	2. Office Equipments	9	1,42,01,785		2,19,34,074	
	3. R&D Labs./Workshop	10	3,14,77,856		5,14,86,530	
	4. Spl.grants/TEQIP etc.	14	19,49,75,465	35,41,40,890	27,69,61,958	55,69,12,182
	d. Furniture & Fixtures	11		1,80,52,465		1,77,05,500
	e. Library (Books/e materials)					
	1. Non Plan	12	3,82,905		6,87,368	
	2. Plan	15	3,53,734		94,27,036	
	3. Indo - UK project	15A	11,515		11,24,545	
	4. TEQIP	15B	2,75,74,497	2,83,22,651	2,47,06,640	3,59,45,589
	f. Vehicle	14A		15,09,445		31,70,182
	g. TREC-STEP Nursery Shed	13		4,64,269		6,00,000
II	CURRENT ASSETS:					
	a. Advances	16		1,02,27,534		69,00,505
	b.Recoverable Deposits/Stock	17		2,65,13,551		77,39,419
	c. Fixed Deposits/ Investment	18		32,56,19,463		24,46,50,458
	d. Prepaid Expenses/Grants due	19		9,88,367		3,24,995
	e. Sundry Debtors	19A		82,11,904		50,16,950
	f. Grant sanctioned and due	19B		6,00,00,000		8,66,75,000
III	Closing Balance: Cash in hand	20	48,038		59,991	
	Cash with Bank		8,11,22,033	8,11,70,071	16,00,57,364	16,01,17,355
	TOTAL			164,48,89,752		175,26,08,761

2


Dy. Registrar (A/cs)
National Institute of Technology
Tiruchirappalli-620 015.


REGISTRAR (in charge)
National Institute of Technology
TIRUCHIRAPPALLI - 620 015.


DIRECTOR,
National Institute of Technology,
TIRUCHIRAPPALLI - 620 015.

NATIONAL INSTITUTE OF TECHNOLOGY, TIRUCHIRAPPALLI – 620 015

SIGNIFICANT ACCOUNTING POLICIES AND NOTES ON ANNUAL ACCOUNTS 2007-2008

INTRODUCTORY :

The National Institute of Technology, Tiruchirappalli , an Institution with Deemed University status ,was continued to be funded by Government of India, Ministry of Human Resource Development, New Delhi fully for 2007-2008 also. The Institute prepares its annual accounts as per the format provided by the Ministry in consultation with the Comptroller and Auditor General of India and communicated to all NITs vide letter Nos.F.3-2/2006-IFD dt. 6-2-2006 and 1-3-2006.

The Institute is maintaining the following accounts separately for each head .

S.NO.	HEAD OF ACCOUNT	Name of Account	Account No.
1.	Plan (Non Recurring) Building, Equipment etc.	"A"	10023882957
2.	Non Plan (Recurring, GPF, Deposits etc.)	" B "	10023882946
3.	TEQIP (World Bank Scheme)	" C "	10023883008 & 36127
4.	Engineering Consultancy Centre	" D "	10023883064
5.	Corpus & Other Fund	" F "	10023883097
6.	Research & Development Projects	"G"	10023883042
7.	Scholarships from various agencies	" H "	10023883019
8.	New Pension Scheme	" I "	30066015622
9.	Foreign Exchange Transactions	SBI HEK Branch	10891414445

The Institute prepares separate statement of Receipts and Payment Account for each of the above accounts and then preparing the Consolidated statement of accounts.

1. Basis for preparation of Accounts

The accounts are prepared under the historical cost of convention unless otherwise stated and generally on the accrual method of accounting except for TEQIP accounts.

2. Revenue Recognition

Fees from Students, sale of application forms, tender forms, Guest House charges, income from banks on savings accounts are accounted on cash basis.

For the first time Insurance on certain buildings having more valuable equipment introduced during 2007-08 against fire, burglary etc. and the expenditure accounted on accrual basis.

Interest on staff advances such as House Building Advance, Motor Car Advance etc. are accounted on cash basis and the interests were credited to fine and other misc. income under Non Plan.

3. Fixed Assets

The Government of Tamil Nadu had provided land during 1964-65 for the formation of the institute and the same was taken over by Government of India during 2003-2004. The value fixed by State P.W.D. at its inception was Rs.47,09,795/- The same value is exhibited in the accounts.

Fixed Assets are stated at cost of acquisition including freight, taxes, installation and commissioning expenses.

The equipment received from M/S.FTD solutions, Singapore as donation is accounted for in the accounts for the declared value and at the cost fixed by the Customs authority on conversion of Indian rupees. The donation is exhibited in Schedule 6. Liability and merged with the Fixed assets of the Institute.

Fixed Assets created out of Sponsored R&D projects and TEQIP funds where the ownership rests with the Sponsor of the funds are shown separately in the Fixed Asset Schedule.

Fixed Assets are valued at cost less accumulated depreciation.

4. Depreciation

A committee consisting of Associate Dean(Planning) , Professor from Management Department, Deputy Registrar on deputation from Accountant General, Chennai and a Chartered Accountant has recommended provision of Depreciation for the value of assets transferred from erstwhile REC,Tiruchy to NIT, Trichirappalli i.e. the value as on 1-4-2003. The rate of depreciation as per I.T.Act irrespective of the date of purchase has been recommended. Further the committee recommended to adopt written down value method.

Accordingly the depreciation on fixed assets including gifted/donated assets is provided on written down value method at the rates as prescribed under the Income Tax Act. However , depreciation is not provided on fixed assets created out of TEQIP funds. Whenever the title to such assets are transferred to the Institute, those assets will be taken as the assets of the Institute and depreciation will be charged on the net agreed value of transfer at the rates applicable to the respective assets.

Except for land , depreciation has been worked out for the fixed assets viz.buildings, equipment, furniture and library books etc.and for the previous period viz. 2003-04 to 2006-07 the depreciated value was reduced from Capital Fund in the Liability and to the respective assets. Workings shown in Schedule 15C.

The depreciation amount of Rs.6.74 crore worked out for 2007-08 was exhibited under Income and Expenditure Account

5. Inventory valuation

The Institute is booking expenditure on spare parts, laboratory chemicals, consumables and other stores on cash basis as and when purchased and hence no closing stock for the same shown in the Balance Sheet.

Franking Stamp on hand alone exhibited in the stock. .

6. Retirement Benefits

Provision for Pension / Family pension for the month of March 2008 alone has been made in the accounts. Gratuity, Leave encashment are provided in the books on account on cash basis.

7. Investments

All investments are valued at cost.

8. Funds

a. Corpus Funds

Contribution to Corpus Fund by appropriation from Income and expenditure account is made based on the following policy guidelines framed by the Board of Governors.

- a. 50% of NRI and DASA tuition fee collection
- b. 50% of Regular fee
- c. Overhead charges provided in the R&D sanctions

Entire fund is under Investments and the interest earnings from investments are added to the Corpus fund.

b. G.P.F./ Interest on P.F. Investments :

The General Provident Fund and Interest on P.F. Investments are shown separately in the Liability.

9. INCOME TAX

The income of the Institute is exempt from Income Tax under Section 10 (23 e) of the Income Tax Act 1961 and hence no provision has been made for Income Tax.

10. CONTINGENT LIABILITY

There is no claim pending on account of disputed items in respect of Government dues towards taxes etc. except the settlement of P.F., gratuity, provisional pension etc pending for One Mechanic "A" permitted to retire on 31-3-2008 AN without prejudice to the D.P. pending against him.

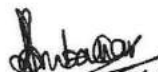
Provision for payment of audit fee for certification audit and transaction audit made in the accounts. Similarly provision has been made for payment of legal fee for four cases conducted at the Madurai Branch Madras High Court.


11. CAPITAL COMMITMENTS :

All major construction works are being carried out by the Executive Engineer, CPWD, Trichy Central Division Trichy. On deposit work basis.

12. FOREIGN EXCHANGE TRANSACTIONS

Expenditure and Earnings are recorded at the prevailing rate on the date of the transaction based on State Bank of India Heavy Electrical, Foreign Exchange branch, Trichy demands.



Dy. Registrar (A/cs)
National Institute of Technology
Tiruchirappalli-620 015.


Registrar
National Institute of Technology
Tiruchirappalli-620 015.

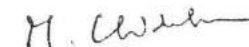
NATIONAL INSTITUTE OF TECHNOLOGY, TIRUCHIRAPPALLI
INCOME AND EXPENDITURE ACCOUNT FOR THE YEAR ENDED 31.03.2008

SL.No	PARTICULARS	Schedule/ Column	Current year 2007-2008		Previous Year 2006-2007	
	<u>I. NON-PLAN (RECURRING)</u>					
1	<u>INCOME</u>					
	Grant-in-aid from Government of India Non-Plan					
	i. Grant in aid released During the year	1A/4	13,00,00,000		11,50,00,000	
2.	ii. Sanctioned and Due	19B/5	<u>6,00,00,000</u>	19,00,00,000	2,00,00,000	13,50,00,000


3	Fees from Students	21/5		7,90,28,150		8,22,88,977
4	Other receipts from students	22/5		2,16,80,760		1,69,22,814
5	All India Entrance Examination	23/5		2,00,000		2,00,000
6	Other Income & Miscellaneous receipts	24/5		1,22,30,336		1,40,43,738
7	Interest on Savings Bank Account	24A/3		30,11,621		96,92,085
8	Interest on TDRS	24B/3		11,99,875		16,06,318
9.	Interest on PF Investments					52,09,208
				-----	-----	
	Excess of Expenditure over income transferred to Balance Sheet			30,73,50,742		26,49,63,140
				8,80,05,531		50,19,951
	Total			39,53,56,273		26,99,83,091


Dy. Registrar (A/cs)
National Institute of Technology
Tiruchirappalli-620 015.

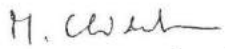

Registrar
National Institute of Technology
Tiruchirappalli-620 015.


Director
National Institute of Technology
Tiruchirappalli-620 015

SL.No	Schedule/ Column		Current year 2007-2008	Previous Year 2006-2007
EXPENDITURE				
1. Pay and Allowances				
a) Teaching staff	25	7,68,44,324		6,30,60,692
b) Technical Staff	26	1,54,64,559		1,66,78,722
c) General Administration Staff	27	1,41,25,336		1,34,03,986
d) Other Service Staff	28	2,14,27,787		1,86,91,322
2. Other Allowances	29	<u>78,58,914</u>	13,57,20,920	40,95,267
3. Retirement Benefits	30		2,84,89,999	2,89,79,484
4. Administrative Expenses				14,49,09,473
a) General Expenses	31	3,36,64,613		3,10,00,846
b) Other Contingent Expenses	32	4,03,87,661		2,65,68,862
c) Other Educational Expenses	33	94,54,611		53,90,577
5. Departmental Expenses			8,35,06,885	6,29,60,285
a) Academic Departments/Centers	35	65,08,974		26,33,754
b) P.G. Contingent Expenses	36	7,31,390		6,03,901
c) Maintenance & Repairs of Equipment	37	26,02,006		53,16,654
6. Student Activity Expenses	40A	85,29,216	98,42,370	85,54,309
7. Stipend/Scholarship	38	2,46,30,889		82,24,778
8. Health Facilities	39	<u>28,50,198</u>	3,60,10,303	1,28,01,330
9. GPF Interest Payment		--		22,29,534
10. New Pension Scheme Contribution	30		23,75,868	53,03,382
11. Corpus fund payment	32		2,50,00,000	--
12. Depreciation	15C		7,44,09,928	2,50,00,000
Total			39,53,56,273	26,99,83,091


Dy. Registrar (A/c)
National Institute of Technology
Tiruchirappalli-620 015.


Registrar
National Institute of Technology
Tiruchirappalli-620 015.


Director
National Institute of Technology
Tiruchirappalli-620 015

**NATIONAL INSTITUTE OF TECHNOLOGY, TIRUCHIRAPPALLI
INCOME & EXPENDITURE ACCOUNT FOR THE YEAR ENDED 31.03.2008**

SL.No	PARTICULARS	Schedule/ Schedule/ Colmn	Current year 2007-08 Rs.			Previous year 2006-2007 Rs.
	II. PLAN – NON-RECURRING					
	Opening Balance B/Fd	1A/3	89,20,810			1,73,20,094
	Grant Received during 2007-08	1A/4	21,00,00,000			15,00,00,000
	Interest Earnings during 2007-08	1A/4	8,23,915			6,50,00,000
						8,58,810
	Less: Non-Recurring Expenditure	1A/5	21,97,44,725			23,31,78,904
			22,42,05,091			16,92,58,094
				(-)44,60,366		5,50,00,000
						89,20,810
	III. Technical Education Quality Improvement Programme (world Bank Project)					
	Opening Balance B/Fd	1A/3	6,11,29,958			10,85,55,531
	ADD : Grant received during 2007-08		---			3,00,00,000
	Add: Interest Earnings during 2007-08	1A/4	22,43,548			36,49,145
	Add: Other Receipts	&24A/3	4,31,707			4,26,918
			6,38,05,213			
	Less: Non-Recurring Expenditure Incurred	1A/5	1,94,87,182			14,26,31,594
	Recurring Expenditure	1A/5	2,24,62,962			
				2,18,55,069		7,37,21,586
						77,80,050
						6,11,29,958
	IV. MHRD SCHEMES/R&D SANCTIONS					
	Opening Balance B/Fd	1A/3	85,97,681			
	Less: Expenditure Incurred	1A/5	28,31,920			1,83,16,928
				57,65,761		3,56,692
						1,86,73,620
						44,02,741
						56,73,198
	TOTAL			2,31,60,464		85,97,681
						7,86,48,449

[Signature]
Dy. Registrar (A/cs)
National Institute of Technology
Tiruchirappalli-620 015.

[Signature]
Registrar
National Institute of Technology
Tiruchirappalli-620 015.

[Signature]
Director 10
National Institute of Technology
Tiruchirappalli-620 015


NATIONAL INSTITUTE OF TECHNOLOGY, TIRUCHIRAPPALLI
RECEIPTS AND PAYMENTS ACCOUNT FOR THE PERIOD FROM 1.4.2007 TO 31.3.2008

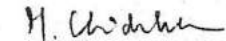
Sl.No.	RECEIPTS	Schel/ Colm	Current Year 2007 – 2008		PAYMENTS	Schel/ Colm	Current Year 2007– 2008
1	Opening Balance:						
	Cash in Hand & at Bank	43/4	16,01,17,355	1	Capital Expenditure		
2	GRANT IN AID - 2007-08(MHRD)			i)	Equipment & tools Academic & Centres	8/4	3,56,86,935
i)	Non-plan (Recurring)	1A/4	13,00,00,000	ii)	Equipment & Tools other sec.	9/4	41,07,878
ii)	Plan (Recurring & Non-Recurring)	1A/4	21,00,00,000	iii)	Augmentation of Lab. Workshop	10/4	82,10,956
iii)	Donation from M/S.FTD Solutins,Singapore	6	83,27,107				
	Recurring& Non Recurring Expenditure			iv)	Furniture & Fixtures (8,87,710+40,37,552)	11/4	48,27,373
3	Fees from students	21/3	7,86,75,782	v)	Library Books & Journals	15/4	5,31,236
4	Other Receipts from students	22/3	2,14,46,536	vi)	Motor Vehicles	14/A	--
5	All India Entrance Examinations(NIMCET)	23/3	2,00,000	vii)	MHRD Projects	42	25,55,080
6	Other income & Misc. receipts	24/3	1,21,52,300	vii)	Building & works		
7	Interest on Savings Account	24A/3	30,11,621		a) Works completed(TEQIP)	7	1,25,724
8	Interest on short term deposits	24B	40,34,314		b) Works in progress	7	16,73,12,531
9	Leave Salary and pension contribution			2	Project and Consultancy		
10	Receipts from Continuing Education Prog.			a)	Equipment & Tools(TEQIP)	14/4	1,56,05,891
11	Grants from other organizations	2/4	3,31,70,972	b)	Books & Journals(TEQIP)	15B/4	28,67,857
12	Adjustable Accounts			3	Revenue Expenditure		
i)	Advances Accounts	16/5	1,31,21,353	a)i	Pay & Allowance		
ii)	Other accounts	3/4	1,43,41,949	i)	Teaching Staff	25/3	6,93,03,615
iii)	Refundable Deposits	4/4	7,72,83,830	ii)	Technical Staff	26/3	1,41,80,624
iv)	Endowment fund	5/4	1,25,000	iii)	General Admn. staff	27/3	1,29,69,448
v)	Recoverable Deposits	17/5		iv)	Other Service Staff	28/3	1,96,48,220
vi)				b)	Other Allowances	29/3	75,16,330
	Misc. Deposits	19/5		c)	Retirement Benefits(Pension etc.)	30/3	2,88,58,710
	C/O		76,60,08,119		C/O		39,43,08,408

	B/fd		76,60,08,119		B/fd		39,43,08,408
13	Sundry Debtors	19A/5	29,54,000	d)	Administrative Expenses		
14	Grant -in-aid due in 2006-07	19B	8,66,75,000	i)	General Expenses	31/3	3,28,08,368
15	Retirement Benefit Funds			ii)	Other Contingency expenses	32/3	5,79,18,700
i)	General Provident Fund	3A	2,42,32,901	iii)	Other Educational Expenses	33/3	94,43,212
ii)	New Pension Fund Scheme	3A	47,66,547	iv)	All India Entrance Examinations	34	--
iii)	Misc. recovery payable						
16	Interests on P.F.investments	3A	47,31,842	e	Departmental Expenses		
17	Corpus Fund	1/1	3,44,62,498	i)	DOC/Consulmable/ Academic		
18	Project Consultancy	24A/3			Dept. & Centres	35/3	65,08,974
19	Fixed Deposit Encashed	18/5	4,54,07,424	ii)	DOC/ Other Contingent Exp.		
					Adademic Dept. & Centres	36/3	7,31,390
				iii)	Maintenance & Repairs to		
					Equipments & Tools	37/3	26,05,647
				f	Students Activity Expenses	40 A	85,29,216
				g	Scholarships	38/3	2,34,03,626
				h	Health Facilities	39/3	26,20,869
				i	Renovation works (Plan/MHRD)	7	1,26,26,848
				j	MHRD Projects	42	2,76,840
				4	Grants from other organisations	2/6	71,25,410
				5	Adjustable accounts		
				i)	Advances Staff Accounts	16/4	1,64,48,382
				ii)	Other Adj. Advance accounts	3/5	1,55,23,372
				iii)	Refundable Deposits	4/6	4,22,71,134
				iv)	Endowment funds	5/6	
				v)	Recoverable Deposits	17/4	5,39,521
	C/o		96,92,38,331		C/o		63,36,89,917

B/fd		96,92,38,331	B/fd		63,36,89,917
			vi)	Misc. Expenses	19
			6	Retirement Benefit Scheme A/c	
			i)	General Provident Fund	3A/5
			ii)	Student Fund Transfer	1/6
			iii)	Interest payment to GPF	3A/5
			7	Project Recurring (TEQIP)	1A/5
			8	Project and Consultancy	
			9	Sundry Creditors	4/6
			10	Fixed Deposit	18/4
			11	Closing Balance	
				Cash in Hand & at Bank	20
GRAND TOTAL		96,92,38,331	GRAND TOTAL		96,92,38,331


Dy. Registrar (A/cs)
National Institute of Technology
Tiruchirappalli-620 015.


REGISTRAR (in charge)
National Institute of Technology
TIRUCHIRAPPALLI - 620 015.



DIRECTOR,
National Institute of Technology,
TIRUCHIRAPPALLI - 620 015.


NATIONAL INSTITUTE OF TECHNOLOGY, TIRUCHIRAPPALLI-15
SCHEDULE FORMING PART OF BALANCE SHEET

SCHEDULE : I : CAPITAL & OTHER FUNDS

(Amount in Rs.)

Sl.No.	Particular	Opening B/s As on 1.4.2007	Current Year 2007-2008	GROSS BLOCK As on 31.3.2008	GROSS BLOCK 2006-2007
I. CAPITAL FUND					
1.	Land	47,09,795	--	47,09,795	47,09,795
2.	Buildings: a) Grants (Sch.7)	61,93,65,672	18,00,65,103	79,94,30,775	61,93,65,672
	b) Loans	82,25,159	--	82,25,159	82,25,159
	TREC STEP shed (Sch.13)	6,00,000	--	6,00,000	6,00,000
3.	Equipment :Dept/Centres (Sch.8)	20,65,29,620	3,56,86,935	24,22,16,555	20,65,29,620
4.	Equipment : Others & Office (Sch.9)	2,19,34,074	41,07,878	2,60,41,952	2,19,34,074
5.	Augmentation of Labs (Sch.10)	5,14,86,530	82,10,956	5,96,97,486	5,14,86,530
6.	Furniture & Fixtures (Sch.11)	1,77,05,500	50,06,373	2,27,11,873	1,77,05,500
7.	Library (Non Plan) (Sch.12)	6,87,368	9,39,664	16,27,032	6,87,368
8.	Special Grant from MHRD (Sch.14)	15,64,82,382	25,55,080	15,90,37,462	15,64,82,382
9.	Equipment Donation from U.K.	1,62,02,177	--	1,62,02,177	1,62,02,177
10.	Equipment (TEQIP -World Bank)	9,36,91,784	1,56,05,891	10,92,97,675	9,36,91,784
11.	Project / Consultancy	1,04,96,350	--	1,04,96,350	1,04,96,350
12.	Vehicles (Sch.14A)	31,70,182	--	31,70,182	31,70,182
13.	Library out of Plan (Sch.15)	94,27,036	5,31,236	99,58,272	94,27,036
14.	Library donation (UK) (Sch.15A)	11,24,545	--	11,24,545	11,24,545
15.	Library TEQIP (Sch.15B)	2,47,06,640	28,67,857	2,75,74,497	2,47,06,640
	TOTAL	124,65,44,814	25,55,76,973	150,21,21,787	124,65,44,814
	Less: 1.Excess debit under Buildings withdrawn as per last Audit Report			54,50,000	
	2.Depreciation for prior period 2003-04 to 2006-07(Col.5/15C Schedule)			29,01,92,262	
				<u>120,64,79,525</u>	



Dy. Registrar (A/cs)
National Institute of Technology
Tiruchirappalli-620 015.


Registrar
National Institute of Technology
Tiruchirappalli-620 015.

Sl.No.	Particular	Opening B/s As on 1.4.2007	Receipt 2007-2008	Payment	J.E. Adjustments	Closing B/s. as on 31.3.2008	Previous year 2006-2007
	II OTHER FUNDS						
1.	Corpus Fund	11,17,64,263	3,25,50,237	--	1,16,73,740	15,59,88,240	11,17,64,263
2.	Staff Development fund	1,00,00,000	10,00,000	--	--	1,10,00,000	1,00,00,000
3.	Maintenance Fund	5,00,000	52,000	--	--	5,52,000	5,00,000
4.	Depreciation Fund	5,00,000	52,000	--	--	5,52,000	5,00,000
5.	Student Welfare Fund	74,00,000	8,08,261	--	--	82,08,261	74,00,000
6.	Development Fund	1,06,91,090		13,33,070	--	93,58,020	1,06,91,090
	TOTAL	14,08,55,353	3,44,62,498	13,33,070	1,16,73,740	18,56,58,521	14,08,55,353

ABSTRACT

I.	CAPITAL FUND	1,20,64,79,525
II	CORPUS/OTHER FUNDS	18,56,58,521
III	EXCESS OF EXPR.OVER INCOME (I & E ACCOUNT)	
	Opening Balance	5,12,30,883/=
	I&E A/c Excess (-)	8,80,05,531
		(-) 3,67,74,648
	Total fund	1,35,53,63,398



 Dy. Registrar (A/c's)
 National Institute of Technology
 Tiruchirappalli-620 015.


 Registrar
 National Institute of Technology
 Tiruchirappalli-620 015.

SCHEDULE : 1 A : UNUTILISED GRANTS FROM MHRD

(Amount in Rs.)

Sl.No.	Particular	Opening B/s As on 1.4.2007	Current Year Receipts 2007-2008	Expenditure	J.E. Adjust	Closing B/s. as on 31.3.2008	Previous year 2006-2007
1.	Plan : Grant Interest	89,20,810	21,00,00,000 8,23,915	22,42,05,091	--	(-)44,60,366	89,20,810
2.	Schemes:TAT/MODROB R & D projects Interest	85,97,681		28,31,920	--	57,65,761	85,97,681
3.	TEQIP Interest/Regn.fee	6,11,29,958	(Grant) --- 26,75,255	NR: 1,94,87,182 R: 2,24,62,962		2,18,55,069	6,11,29,958
					Total	2,31,60,464	
	NON PLAN GRANT IRG	5,12,30,883	19,00,00,000 11,73,50,742	32,09,46,345		3,76,35,280	5,12,30,883


 Dy. Registrar (A/cs)
 National Institute of Technology
 Tiruchirappalli-620 015.


 Registrar
 National Institute of Technology
 Tiruchirappalli-620 015.

NATIONAL INSTITUTE OF TECHNOLOGY, TIRUCHIRAPPALLI-15
SCHEDULE FORMING PART OF BALANCE SHEET

(Amount in Rs.)

SCHEDULE : 2 : GRANTS FROM OTHER ORGANISATIONS

Sl.No.	Particular	Opening B/s As on 1.4.2007	Receipts Current Year 2007-2008	J.E. Adjustments	Payments Current year 2007-2008	Closing B/s. as on 31.3.2008
1.	PWD / CIVIL/Project	231686.00			1,96,313	35,373
2.	DST Fist / Chemical project	1,17,020.00	--	--	1,85,725	(-)68,705
3.	DST FIST / EEE project	8,14,811.00			808622	6189
4.	DST FIST / ECE project	10,02,035.00			90563	911472
5.	DST FIST / METT project	9,41,313.00			723801	217512
6.	DST /MECH/KSN	13,90,730.00			1550441	-159711
7.	DST/PHY/MA	7,25,000.00			591945	133055
8.	DST/ICE/NS	7,75,000.00			203178	571822
9.	DST/ECE/BV	10,00,602.00			621026	379576
10.	DST/CHY/SA	40,731.00				40,731
11.	DST/WOS/MATHS	57,664.50	2,00,000		1,62,221	95,443
12.	DST/WOS/ECE	66,689.00	3,50,000		3,18,806	97,883
13.	DST/WOS/CA	34,674.00	2,50,000		1,76,952	1,07,722
14.	DST/CHY/SK	16,61,532.00	--		15,04,043	1,57,489
15.	MIT/SMDP/ECE	5,52,216.00	3,76,560		10,04,418	(-)75,642
16.	DRDO/MATHS/TNJ	1,82,284.00	2,07,000		4,27,433	(-)38,149
17.	DRDO/MME/VM	15,23,750.00	--		3,53,901	11,69,849
18.	IITM/SK/CSE	42,70,000	21,55,000		18,31,821	45,93,179
19.	TATA/STEEL/RN	3,55,993	2,48,960		2,53,483	3,51,470
20.	TATA/STEEL/SRS	1,95,815	--		33,000	1,62,815
21.	NRDA/CIV/MOSES	2,78,158	4,47,900		3,12,735	4,13,323
22.	CSIR/SRF/AV/PHY	--	2,09,000		1,88,522	20,478
23.	ISRO/ICE/GU	--	1,26,000		81,000	45,000
24.	ISRO/ICE/VASUKI	--	1,26,000		74,136	51,864
25.	AICTE III Cell	1,15,002	--		25,091	89,911
26.	CSIR/SRF/RK/CHY	--	4,32,867		1,33,922	2,98,945
27.	DST/MME/SK	--	17,58,050		4,17,529	13,40,521
28.	AICTE/CAREER	--	4,60,000		2,20,573	2,39,427
29.	DST/PRO/PS	--	9,00,000		1,69,194	7,30,806
	C/o	1,63,32,706	82,47,337		1,26,60,394	1,19,19,468

SCHEDULE ; 2 : GRANTS FROM OTHER ORGANISATIONS

(Amount in Rs.)

Sl.No.	Particular	Opening B/s As on 1.4.2007	Receipts Current Year 2007-2008	J.E. Adjustments	Payments Current year 2007-2008	Closing B/s. as on 31.3.2008
	B/Fd.	1,63,32,706	82,47,337		1,26,60,394.	1,19,19,468
30.	UK/ICE/RK	--	6,64,842		73,589	5,91,253
31	DST/PRO/KP	--	12,00,000		1,15,000	10,85,000
32	DST/CIV/KM,	--	8,50,000		90,000	7,60,000
33	DST/CHY/SV	--	17,00,000		8,11,240	8,88,760
34	DST/MECH/TR	--	11,00,000		1,45,000	9,55,000
35	DST/CHL/GA	--	5,66,000		85,055	4,80,945
36	DST/PHY/AC	--	16,60,000		2,20,110	14,39,890
37	CSIR/CHL/PS	--	7,82,000		--	7,82,000
38	UGC/CHY/NS	--	78,500		--	78,500
39	DPT/CHL/JS	--	1,66,000		35,500	1,30,500
40	DST/PHY/NVG	--	9,88,933		99,041	8,89,892
41	DST/PRO/NLP	--	7,00,000		1,70,000	5,30,000
42	DST/CA/AV	--	16,00,000		1,53,000	14,47,000
43	CSIR,/CHY/SA	--	4,21,000		9,931	4,11,069
44	CSIR/CHY/VMB	--	3,03,500		--	3,03,500
45	DST/PRO/DS	--	15,00,000		2,00,000	13,00,000
46	DST/CHY/AUS/RA	--	12,00,000		1,49,000	10,51,000
47	CTCC/EEE/GN	--	20,00,000		--	20,00,000
48	DST/FIST/PHY	--	67,75,000		--	67,75,000
49	CSIR/SRF/NG/PHY	--	67,860		1,39,312	(-71,452)
50	UGC/ND/LC	(-32,634	--		1,06,774	(-)1,39,408
51	DST/CHY/RA/JOINT PROJ	--	6,00,000		73,420	5,26,580
			--			
	TOTAL	1,63,00,072	3,31,70,972		1,53,36,366	3,41,34,678


NATIONAL INSTITUTE OF TECHNOLOGY, TIRUCHIRAPPALLI-15
SCHEDULE FORMING PART OF BALANCE SHEET

SCHEDULE : 2 : UNSPENT AMOUNT FROM COMPLETED PROJECTS

(Amount in Rs.)

Sl.No.	Particular	Opening B/s As on 1.4.2007	Receipts Current Year 2007-2008	J.E. Adjustments	Payments Current year 2007-2008	Closing B/s. as on 31.3.2008
1.	LRDE Bangalore R&D Project	9455.50	--	--	--	9456
2..	CSIR,ND Physics SRF CSIR SP Project	21838.00 30424.00	--	--	--	52262
3.	Microsoft project	19027.00	--	--	--	19027
4.	DST Energy project	2354.00	--	--	--	2354
5.	DST, TIG Weld project	5285.00	--	--	--	5285
6.	DST Boystcast project	19284.00	--	--	--	19284
7.	DST/MET/SK	8,065.00				8,065
8.	DST/ICE/MIT	(-275.00)				(-275)
9.	DRDO /COMPLETED PROJECTS	*(-)16,331.00				(-16,331)
10	AICTE, ND (METT) project	*(-)20,630.00				(-20,630)
11.	Interest Earnings			7,37,086		7,37,086
	TOTAL	78,497				78,497
	Grand Total	1,64,48,438 (-69,870) 1,63,78,568	3,31,70,972	7,37,086	1,48,15,933 5,20,433	3,55,40,563 (-5,90,303)


Dy. Registrar (A/cs)
National Institute of Technology
Tiruchirappalli-620 015.


Registrar
National Institute of Technology
Tiruchirappalli-620 015.

NATIONAL INSTITUTE OF TECHNOLOGY, TIRUCHIRAPPALLI-15
SCHEDULE FORMING PART OF BALANCE SHEET

SCHEDULE : 3 OTHER ADJUSTABLE ACCOUNTS


(Amount in Rs.)


Sl.No.	Particular	Opening Balance As on 1.4.2007	Receipts Current Year 2007-2008	Payments Current Year 2007-2008	Balance as on 31.03.2008
1.	Various State Scholarship	14,16,596	27,63,916	39,97,457	1,83,055
2	AICTE Gate Fellowship	15,92,681	32,40,502	34,33,183	14,00,000
3	NDF/QIP Fellowship	13,54,860	26,86,310	32,78,747	7,62,423
4.	BHEL Fellowship	--	3,86,000	3,59,000	27,000
4	Death Relief Fund	33,998	2,796	--	36,794
5	ECC Fund/ Transit House Fund	28,98,848	40,83,475	44,54,985	25,27,338
6.	Project & Consultancy Fund	1,04,96,350	11,78,950	--	1,16,75,300
	TOTAL	1,77,93,333	1,43,41,949	1,55,23,372	1,66,11,910

SCHEDULE : 3A RETIREMENT BENEFITS

(Amount Rs.)

Sl.No.	Particular	Opening Balance As on 1.4.2007	Receipts Current Year 2007-2008	Payments Current Year 2007-2008	Balance as on 31.03.2008
1.	General Provident Fund	6,92,57,296	2,42,32,901	2,01,76,670	7,33,13,527
2	Bonus/Interest	67,31,343	1,04,43,718	55,13,024	1,16,62,037
3	New Pension Scheme fund	21,68,900	47,66,547	--	69,35,447
	Total	7,81,57,539	3,94,43,166	2,56,89,694	9,19,11,011


Dy. Registrar (A/cs)
National Institute of Technology
Tiruchirappalli-620 015.


Registrar
National Institute of Technology
Tiruchirappalli-620 015.

SCHEDULE FORMING PART OF BALANCE SHEET

SCHEDULE : 4 : REFUNDABLE DEPOSITS/SUNDRY CREDITORS

(Amount in Rs.)


Sl.No.	Particular	Opening B/s As on 1.4.2007	Receipts Current Year 2007-2008	J.E. Adjustments	Payments Current Year 2007-2008	J.E. Adjustments	Balance as on 31.03.2008
1.	Misc. Deposit	1,68,69,702	7,41,45,806		3,95,22,240		5,14,93,268
2.	Book & Instrument Deposit	2,29,755	--	--	--		2,29,755
3.	Caution Deposit	27,77,094	6,50,500		4,15,500		30,12,094
4.	Earnest Money	23,51,203	2,65,222		72,540 191200		23,52,685
5.	Library Deposit	1,01,67,463	22,22,302		20,69,654		1,03,20,111
	TOTAL	3,23,95,217	7,72,83,830		4,22,71,134		6,74,07,913
6.	Sundry Creditors	9,54,50,686	2,39,62,548	11,016	7,35,16,188		4,59,08,062

SCHEDULE : 5 : ENDOWMENT FUNDS

(Amount in Rs.)

Sl.No.	Particular	Opening Balance As on 1.4.2007	Receipts Current Year 2007-2008	J.E. Adjustments	Payments Current Year 2007-2008	Balance as on 31.03.2008
1.	Dr. Sargurudas Memorial Fund	842	--	--	--	842
2.	Kharche Associated Fund	10,267	--	--	--	10,267
3.	Dr. M. Shanmugam Fund	1,34,148	--	--	--	1,34,148
4.	Chetterjee Memorial Fund	10,432	--	--	--	10,432
5.	Rajalaxmi Trust Fund	3,129	--	--	--	3,129
6.	Balakumaran Memorial Fund	18,253	--	--	--	18,253
6.	Reunion Fund	51,043	--	--	--	51,043
7.	Janardhan Iyengar & Seethamma Fund	20,000	--	--	--	20,000
8.	Prof. S. Muthukaruppan Fund	11,210	--	--	--	11,210
9.	Avinash Memorial Endowment Fund	2,00,000	--	--	--	2,00,000
10.	Prof. S.H.Ibrahim Endowment Fund	25,000	--	--	--	25,000
11.	Prof.M.Sitaraman Endowment Fund	25,000	--	--	--	25,000
12.	Prof.Thirumalai Arasan Mem Fund	25,000	--	--	--	25,000
13.	Dr.B.Sekar ,IIM, Bombay		1,25,000	--	--	1,25,000
	TOTAL	5,34,324	1,25,000	--	--	6,59,324

Dy. Registrar (A/c)
National Institute of Technology
Tiruchirappalli-620 015,


 Registrar
 National Institute of Technology 21
 Tiruchirappalli-620 015.

NATIONAL INSTITUTE OF TECHNOLOGY, TIRUCHIRAPPALLI-15
SCHEDULE FORMING PART OF BALANCE SHEET

SCHEDULE : 6 : DONATION FROM OTHER INSTITUTIONS

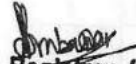
(Amount in Rs.)

Sl.No.	Particular	Opening Balance As on 1.4.2007	Current Year Receipt	Payment	Balance as on 31.03.2008
1.	M/S. FTD solutions, Singapore	--	83,27,107	--	83,27,107

SCHEDULE: 7 : BUILDING AND WORKS

(Amount in Rs.)

Sl.No.	Particular	Value as on 01.04.2007	Additions Current year 2007-2008	TOTAL	DEPRECIATION UPTO 31-3-2008	NET BLOCK AS ON 31-3-2008
I	Works Completed					
	1. Buildings: A. Office	12,79,37,525	2,77,95,317	15,57,32,842	5,25,68,963	10,31,63,879
	B. Residential	7,94,68,137	7,72,35,553	15,67,03,690	2,38,91,812	13,28,11,878
	2. TEQIP Buildings	1,23,26,177	1,25,724	1,24,51,901	--	1,24,51,901
	3. Elect. Installation	14,12,582	--	14,12,582	7,85,812	6,26,770
	4. TEQIP (Elect.)	3,49,973	--	3,49,973	--	3,49,973
	5. Renovation Works	1,68,48,954	1,26,26,848	2,94,75,802	--	2,94,75,802
		23,83,43,348	11,77,83,442	35,61,26,790	7,72,46,587	27,88,80,203
II	Works In Progress	18,21,58,006	27,20,37,590	45,41,95,596	(-)10,50,30,870	34,91,64,726
III	Deposit with CPWD	20,16,39,477	16,73,12,531	36,89,52,008	(-) 27,20,37,590	9,69,14,418
	TOTAL	62,21,40,831	55,71,33,563	117,92,74,394	(-)45,43,15,047	72,49,59,347


Dy. Registrar (A/cs)
National Institute of Technology
Tiruchirappalli-620 015.

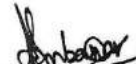

Registrar
National Institute of Technology²²
Tiruchirappalli-620 015.

NATIONAL INSTITUTE OF TECHNOLOGY, TIRUCHIRAPPALLI-15
SCHEDULE FORMING PART OF BALANCE SHEET

SCHEDULE : 8 : EQUIPMENT AND TOOLS ACADEMIC DEPARTMENT AND CENTRES

(Amount in Rs.)

Sl.No.	Particular	Value as on 1.4.2007	Addition during 2007-08	Total	Depreciation	NET BLOCK as on 31.03.2008
1	Opening Balance of Academic Departments	11,50,86,121		11,50,86,121	6,02,18,974	5,48,67,147
2	Architecture	7,38,593	1,85,304	9,23,897	3,73,247	5,50,650
3	Chemical Engineering	24,84,312	16,44,970	41,29,282	13,41,528	27,87,754
4	Chemistry	19,34,519	15,16,054	34,50,573	10,44,640	24,05,933
5	Civil Engineering	48,86,396	11,27,123	60,13,519	26,38,654	33,74,865
6	Computer Applications	9,88,606	12,530	10,01,136	5,33,847	4,67,289
7	Computer science & Engineering	20,80,229	23,03,601	43,83,830	11,23,324	32,60,506
8	Electrical & Electronics Engineering	28,76,438	15,62,715	44,39,153	15,53,277	28,85,876
9	Electronics Communication Engg.	72,11,840	5,74,052	77,85,892	38,94,394	38,91,498
10	Humanities/ English	5,89,115	63,232	652,347	3,18,122	3,34,225
11	Instrumentation & Control Engineering	70,54,169	5,21,887	75,76,056	38,09,251	37,66,805
12	Mathematics	6,10,900	51,204	6,62,104	3,29,886	332218
13	Mechanical Engineering	59,56,149	44,24,517	1,03,80,666	32,16,320	7164346
14	Metallurgy Material Science	44,57,501	10,04,750	54,62,251	24,07,051	3055200
15	Physics	18,43,131	14,53,597	32,96,728	9,95,291	2301437
16	Production Engineering	46,52,427	4,20,625	50,73,052	25,12,311	25,60,741
17	CSG	3,28,99,198	87,33,875	4,16,33,073	3,55,41,982	60,91,091
18	CEESAT	95,31,750		95,31,750	51,47,145	43,84,605
19	Management Studies	6,48,226	8,77,000	15,25,226	3,50,042	11,75,184
20	MEMS LAB.(M/S.FTD, Singapore)	--	92,09,899	92,09,899	13,81,485	78,28,414
	TOTAL	20,65,29,620	3,56,86,935	24,22,16,555	12,87,30,771	11,34,85,784


 Dy. Registrar (A/cs)
 National Institute of Technology
 Tiruchirappalli-620 015.


 Registrar
 National Institute of Technology
 Tiruchirappalli-620 015.

SCHEDULE : 9 : EQUIPMENT AND TOOLS OTHER SECTIONS

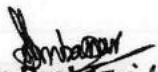
(Amount in Rs.)


Sl.No.	Particular	Value as on 01.04.2007	Addition During 2007-08	Total	Depreciation upto 31.3.2008	NET BLOCK as on 31-3-2008
1.	Training & Placement	80,83,925	--	80,83,925	55,23,448	25,60,477
2.	Hospital	1,83,607	--	1,83,607	1,02,140	81,467
3.	Estate Maint. Dept.	30,938	2,27,000	2,57,938	45,989	2,11,949
4.	Campus Commn. Service	--	3,80,962	3,80,962	57,144	3,23,818
5.	Admn. Office	15,63,352	6,36,436	21,99,788	6,98,723	15,01,065
6.	Hostels	49,58,575	5,04,680	54,63,255	19,13,912	35,49,343
7.	Deans / COE	71,13,677	23,58,800	94,72,477	34,98,811	59,73,666
	TOTAL	2,19,34,074	41,07,878	2,60,41,952	1,18,40,167	1,42,01,785

SCHEDULE : 10 : AUGMENTATION OF LABORATORY AND WORKSHOPS

(Amount in Rs.)

Sl.No.	Particular	Value as on 01.04.2007	Current Year 2007-2008	Total	Depreciation upto 31.3.2008	NET BLOCK as on 31-3-2008
1	DST, New Delhi Projects	1,70,58,639	59,94,908	2,30,53,547	86,46,407	1,44,07,140
2	DRDO, New Delhi	52,27,838	3,25,826	55,53,664	27,01,605	28,52,059
3	MIT, New Delhi/SMDP	14,90,240	1,11,356	16,01,596	8,21,936	7,79,660
4	AICTE, New Delhi	1,67,50,000	--	1,67,50,000	92,86,007	74,63,993
5	Centre of Excellence	35,17,078	--	35,17,078	19,56,532	15,60,546
6	Sponsored Projects Microsoft/UK	14,00,000	48,412	14,48,412	7,52,750	6,95,662
7	UGC, New Delhi	20,98,317	--	20,98,317	10,73,991	10,24,326
8	PWD/MRD/NCER/TATA STEEL	39,44,418	--	39,44,418	27,20,834	12,23,584
9	IITM Joint Project	--	16,82,645	16,82,645	2,52,397	14,30,248
10	CSIR New Delhi	--	47,809	47,809	7,171	40,638
	Total	5,14,86,530	82,10,956	5,96,97,486	2,82,19,630	3,14,77,856


 Dy. Registrar (A/cs)
 National Institute of Technology
 Tiruchirappalli-620 015.


 Registrar
 National Institute of Technology
 Tiruchirappalli-620 015.

NATIONAL INSTITUTE OF TECHNOLOGY, TIRUCHIRAPPALLI-15
SCHEDULE FORMING PART OF BALANCE SHEET

SCHEDULE : 11 : FURNITURE AND FIXTURE

(Amount in Rs.)

Sl.No.	Particulars	Opening Balance as on 01.04.2007	Addition during 2007-08	Total	Depreciation Upto 31-3-2008	NET BLOCK AS ON 31-3-2008
1.	Instructional Building (TEQIP)	32,49,473	8,87,710	41,37,183	--	41,37,183
a)	Laboratory & Library	35,53,176	6,27,611	41,80,787	15,17,827	26,62,960
b)	Class Rooms	44,41,702	4,81,000	49,22,702	13,93,836	35,28,866
2.	Hostel	40,13,149	2,82,600	42,95,749	9,86,173	33,09,576
3.	Students / Staff Amenities(Admn)	24,48,000	27,27,452	51,75,452	7,61,572	44,13,880
	TOTAL	1,77,05,500	50,06,373	2,27,11,873	46,59,408	1,80,52,465

48,27,373 + J.E.179000 = 5006373

SCHEDULE : 12 LIBRARY BOOKS AND JOURNALS

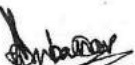
(Amount in Rs.)

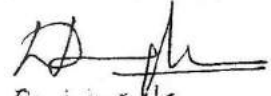
Sl.No.	Particulars	Value as on 01.04.2007	Addition During 2007-08	Total	Depreciation Upto 31-3-2008	NET BLOCK As on 31-3-2008
	Department Libraries	6,87,368	9,39,664	16,27,032	12,44,127	3,82,905
	TOTAL	6,87,368	9,39,664	16,27,032	12,44,127	3,82,905

SCHEDULE :13 TREC-STEP

(Amount in Rs.)

Sl.No.	Particulars	Value as on 01.04.2007	Current Year 2007-2008	TOTAL	DEPRECIATION Upto 31-3-2008	Value as on 31.03.2008
1	Nursery Shed	6,00,000	----	6,00,000	1,35,731	4,64,269
	TOTAL	6,00,000	----			4,64,269


Dy. Registrar (A/cs)
National Institute of Technology
Tiruchirappalli-620 015,


Registrar
National Institute of Technology
Tiruchirappalli-620 015

NATIONAL INSTITUTE OF TECHNOLOGY, TIRUCHIRAPPALLI-15
SCHEDULE FORMING PART OF BALANCE SHEET

SCHEDULE : 14 EQUIPMENT AND TOOLS / SPECIAL GRANT FROM MHRD

(Amount in Rs.)

Sl.No.	Particular	Value as on 01.04.2007	Additions current year 2007-2008	TOTAL	DEPRECIATION Upto 31-3-2008	NET BLOCK AS IB 31-3-2008
1.	REC -IIT Network Scheme	89,30,000	--	89,30,000		
2.	Area of Excellence Scheme	1,27,13,533	--	1,27,13,533		
3.	Emerging Area of Tech.Scheme	1,91,48,841	--	1,91,48,841		
4.	Critical need Scheme	1,07,50,000	--	1,07,50,000		
5.	Centre of Excellence Scheme	4,00,00,000	--	4,00,00,000		
6.	MODROB Scheme	4,36,91,589	--	4,36,91,589		
7.	Thrust Area of Technology Scheme	1,38,63,710	--	1,38,63,710		
8.	Research & Development Scheme	73,84,709	25,55,080	99,39,789		
	TOTAL	15,64,82,382	25,55,080	15,90,37,462		
9.	Equipment received as donation (Indo UK)	1,62,02,177	--	1,62,02,177	8,52,45,556	7,37,91,906
					90,13,186	71,88,991
10.	Equipment out of TEQIP (World Bank project)	9,36,91,784	1,56,05,891	10,92,97,675	--	10,92,97,675
11.	Consultancy & Projects	1,05,85,615	--	1,05,85,615		
	TOTAL	27,69,61,958	1,81,60,971	29,51,22,929	58,88,722	46,96,893
					10,01,47,464	19,49,75,465

SCHEDULE : 14 A : VEHICLES

(Amount in Rs.)

Sl.No.	Particular	Value as on 01.04.2007	Additions current year 2007-2008	Total	DEPRECIATION UPTO 31-3-2008	NET BLOCK
1.	Vehicles	31,70,182	--	31,70,182	16,60,737	15,09,445

[Signature]
Dy. Registrar (A/cs)
National Institute of Technology
Tiruchirappalli-620 015.

[Signature]
Registrar
National Institute of Technology
Tiruchirappalli-620 015.

26

NATIONAL INSTITUTE OF TECHNOLOGY, TIRUCHIRAPPALLI-15
SCHEDULE FORMING PART OF BALANCE SHEET

SCHEDULE :15 LIBRARY BOOKS & JOURNALS / SPECIAL GRANT FROM MHRD

(Amount in Rs.)

Sl.No.	Particular	Value as on 01.04.2007	Additions during 2007-2008	TOTAL	Depreciation Upto 31-3-2008	NET BLOCK 31-3-08
1.	Central Library	51,62,214	5,31,236	56,93,450	1,02,372	
2.	Book Bank	26,54,162	--	26,54,162		
3.	Department Library	2,91,115	--	2,91,115		
4.	Indo UK	13,19,545	--	13,19,545		
	TOTAL	94,27,036	5,31,236	99,58,272	96,04,538	3,53,734

SCHEDULE : 15 A :LIBRARY BOOKS RECEIVED AS DONATION (INDO -UK)


(Amount in Rs.)

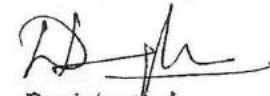
Sl.No.	Particular	Value as on 01.04.2007	Additions current year 2007-2008	TOTAL	Depreciation Upto 31-3-2008	Value as on 31.03.2008
1.	Central Library	11,24,545	--	11,24,545	11,13,030	11,515

SCHEDULE : 15 B : LIBRARY BOOKS (TEQIP WORLD BANK)

(Amount in Rs.)

Sl.No.	Particular	Value as on 01.04.2007	Additions current year 2007-2008	Value as on 31.03.2008
1.	Central Library	2,47,06,640	28,67,857	2,75,74,497


Dy. Registrar (A/cs)
National Institute of Technology
Tiruchirappalli-620 015.


Registrar
National Institute of Technology
Tiruchirappalli-620 015.

SCHEDULE : 15 C : DEPRECIATION ACCOUNT

(Amount in Rs.)								
Sl.No.	Particular	RATE OF DEP.	ASSET VALUE AS ON 31-3-2007	DEPRECIATION UPTO 31-3-2007	NET BLOCK	ADDITION DURING 2007-08	DEPRECIATION FOR 2007-08	VALUE AS ON 31-3-2008
1.	a. Buildings (Sch.7) (Completed Works)							
	A. Inst.Bldgs /Office Bldgs	10%	12,79,37,525	4,10,39,643	8,68,97,882	2,77,95,317	1,15,29,320	10,31,63,879
	B. Resi.Bldgs	5%	7,94,68,137	1,53,50,355	6,41,17,782	7,72,35,553	85,41,457	13,28,11,878
	b.Elect. Installation (Sch.7)	15%	14,12,582	6,75,205	7,37,377	--	1,10,607	6,26,770
	TREC-STEP Building Sch- 13	5%	6,00,000	1,11,296	4,88,704	--	24,435	4,64,269
	TEQIP Buildings (Sch.7)		1,26,76,150	-	1,26,76,150	1,25,724	--	1,28,01,874
	Renovation Works (Sch.7)		1,68,48,954	-	168,48,954	1,26,26,848	--	2,94,75,802
2.	Equipment & Tools Dept.& Centre(Sch. 8)	15%	17,36,30,422	7,42,36,784	9,93,93,638	2,69,53,060	1,89,52,005	10,73,94,693
3.	Computers (Sch.8)	60%	3,28,99,198	2,64,05,345	64,93,853	87,33,875	91,36,637	60,91,091
4.	Office Equipment (Sch.9)	15%	2,19,34,074	93,33,970	1,26,00,104	41,07,878	25,06,197	1,42,01,785
5.	R& D Project Equipment(Sch.10)	15%	5,14,86,530	2,26,64,714	2,88,21,816	82,10,956	55,54,916	3,14,77,856
6.	Furniture & Fixtures (Sch.11)	10%	1,44,56,027	31,13,266	1,13,42,761	41,18,663	15,46,142	1,39,15,282
	TEQIP Furniture		32,49,473	--	32,49,473	8,87,710	--	41,37,183
7.	Library (Sch.12)	60%	687,368	6,69,771	17,597	9,39,664	5,74,356	3,82,905
	(Sch.15)		94,27,036	90,73,938	3,53,098	5,31,236	5,30,600	3,53,734
	(Sch.15A)		11,24,545	10,95,757	28,788	--	17,273	11,515
8.	MHRD Spl.Grants Indo UK	15%	15,64,82,382	7,22,23,456	8,42,58,926	25,55,080	1,30,22,100	7,37,91,906
			1,62,02,177	77,44,540	84,57,637	--	12,68,646	71,88,991
			1,05,85,615	50,59,858	55,25,757	--	8,28,864	46,96,893
9	Vehicles(Sch.14A)	15%	31,70,182	13,94,364	17,75,818	--	2,66,373	15,09,445
	TOTAL		73,42,78,377	29,01,92,262	44,40,86,115	17,48,21,564	7,44,00,928	54,44,97,751


Dy. Registrar (A/cs)
National Institute of Technology
Trichy, pin-620 015.


Registrar
National Institute of Technology
Trichy, pin-620 015.

SCHEDULE : 16 ADVANCES ACCOUNTS

(Amount in Rs.)

Sl.No.	Particular	Opening Balance as on 01.04.2007	Payments Current Year 2007-2008	Adjustments Current Year 2007-2008	Balance as on 31.3.2008
a)	Staff Advance				
1.	House Building Advance	12,57,463	4,97,410	3,31,690	14,23,183
2.	Festival Advance	3,98,827	4,29,500	3,36,050	4,92,277
3.	Education Advance	2,500	13500	10600	5400
4.	Cycle Advance	1,366	--	456	910
5.	a.Moped / Motor Advance	19,09,136	2,67,912	4,57,731	17,19,317
	b.Computer Advance	4,48,000	90,000	1,13,410	4,24,590
6.	Marriage Advance	1,11,300	74,000	60,820	1,24,480
7.	Flood Advance	3,23,900	--	3,20,900	3,000
8.	Contingent Advance	2,04,520	2,55,590	4,60,110	--
9.	TEQIP Advance	22,43,493	1,48,20,470	1,10,29,586	60,34,377
	GRAND TOTAL	69,00,505	1,64,48,382	1,31,21,353	1,02,27,534


Dy. Registrar (A/cs)
National Institute of Technology
Tiruchirappalli-620 015.


Registrar
National Institute of Technology
Tiruchirappalli-620 015.

NATIONAL INSTITUTE OF TECHNOLOGY, TIRUCHIRAPPALLI-15
SCHEDULE FORMING PART OF BALANCE SHEET

SCHEDULE : 17 RECOVERABLE DEPOSITS/ STOCK

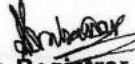
(Amount in Rs.)


Sl.No.	Particular	Opening Balance as on 01.04.2007	Payments During the Year 2007-2008	Receipts During the Year 2007-2008	Balance as on 31.3.2008
1.	P&T Deposits	58,100	--	--	58,100
2.	TNEB HT Current consumption Deposit	29,81,319	3,39,521	--	33,20,840
3.	NIT Transit House Deposit	7,00,000	--	--	7,00,000
4.	Accrued Interest	40,00,000	1,82,25,071	--	2,22,25,071
5.	M/S. Balmeir & Lourie , Chennai Clg. Deposit	--	2,00,000	--	2,00,000
6.	Stamp on hand	--	J.E. 9,540	--	9,540
	TOTAL	77,39,419	1,82,38,492		2,65,13,551

SCHEDULE : 18 : FIXED DEPOSITS

(Amount in Rs.)

Sl.No.	Particular	Opening Balance as on 01.04.2007	Deposited During the Year	Amount Reinvested	Encashment During the year	Current year Balance as on 31.3.2008
1.	Retirement Benefit Fund (GPF/CPF)	7,82,64,734	2,10,00,000		2,05,51,857	7,87,12,877
2.	Endowment Deposits	5,34,324	3,43,253		2,18,253	6,59,324
3.	Corpus Funds / Staff Development Fund etc	13,29,60,832	2,25,00,000	94,52,848	--	16,49,13,680
4.	Projects Funds	45,87,314	1,00,00,000		45,87,314	1,00,00,000
5.	New Pension Scheme	--	19,00,000			19,00,000
5	Deposit Funds	82,53,254	1,26,80,328		50,00,000	1,59,33,582
6.	TEQIP	2,00,50,000	--	--	2,00,50,000	---
7.	Short Term Deposits	--	(Non Plan) 4,00,00,000 (Plan) 1,35,00,000			5,35,00,000
	TOTAL	24,46,50,458	12,19,23,581	94,52,848	5,04,07,424	32,56,19,463


Dy. Registrar (A/cs)
National Institute of Technology
Tiruchirappalli-620 015.


Registrar
National Institute of Technology
Tiruchirappalli-620 015. 30

NATIONAL INSTITUTE OF TECHNOLOGY, TIRUCHIRAPPALLI-15
SCHEDULE FORMING PART OF BALANCE SHEET

SCHEDULE : 19 : MISCELLANEOUS EXPENDITURE RECOVERY/PREPAID EXPENSES/ CLAIMS RECEIVABLE
(Amount in Rs.)

Sl.No.	Particulars	Opening Balance as on 01.04.2007	Payments During the Year	Receipts During the Year	J.E. Adjustment	Balance as on 31.3.2008
1.	Department Imprest	2,11,500	--	--	--	2,11,500
2.	Pre paid expenses	43,900	1,08,528	43,900	--	1,08,528
3.	DRDO/UGC/AICTE Grants Due	69,595	5,20,708			5,90,303
4.	Leave salary Receivable		--	--	78,036	78,036
	TOTAL	3,24,995	6,26,236	43,900	78,036	9,88,367

SCHEDULE : 19 A : SUNDRY DEBTORS

(Amount in Rs.)

Sl.No.	Particulars	Opening Balance as on 01.04.2007	Payments During the Year	Receipts During the Year	J.E. Adjustment	Balance as on 31.3.2008
1.	Fees due from students & others	50,16,950		29,54,000	5,86,592	26,49,542
	a. Students 3,52,368					
	b. Rent due 2,34,224/=					
2.	Investment & Interest due from Mess A/c				55,62,362	55,62,362
	TOTAL					82,11,904

SCHEDULE 19B : GRANTS SANCTIONED AND DUE

Sl.No.	Particulars	Opening Balance as on 01.04.2007	Payments During the Year	Receipts during 2007-08	Balance as on 31.3.2008
	Grants sanctioned for 2007-08	8,66,75,000	6,00,00,000	6,50,00,000(Plan)	6,00,00,000
	Non Plan(MHRD)- 6,00,00,000		(Non Plan)	2,00,00,000(NonPlan)	
				16,75,000(R&D)	

Dy. Registrar (A/cst)
National Institute of Technology
Tiruchirappalli-620 015.


Registrar
National Institute of Technology
Tiruchirappalli-620 015. 31

NATIONAL INSTITUTE OF TECHNOLOGY, TIRUCHIRAPPALLI-15
SCHEDULE : 20 CLOSING BALANCE OF CASH AND BANK

(Amount in Rs.)

Sl.No.	Particular	Current Year 2007-2008		Total of both cash & Bank	Previous year 2006-2007		Total of both Cash & Bank
		Bank	Cash		Bank	Cash	
1	A/C 'A' - PLAN Building, Equipment etc. A/c.No. 10023882957	29,74,739	-	29,74,739	18,84,102	2,210	18,86,312
2	A/C 'B' - NON - PLAN a. U.G. Recurring Account A/c No.10023882946 b.. Institute fees.10023883075	2,50,74,086	41,362	2,51,15,448	9,59,73,170	47,973	9,60,21,143
					24,77,515		24,77,515
3	A/C 'C' - TEQIP a. World Bank Project A/c No.10023883008 b. Canara Bank A/C No.36127	1,28,60,389	6,676	1,28,67,065	70,48,465	5,717	70,54,182
		29,53,692	--	29,53,692	3,09,73,548	--	3,09,73,548
4.	A/C 'D' - Engineering Consultancy a. Consultancy/Testing A/C No.10023883064	36,16,364	--	36,16,364	39,87,874	--	39,87,874
5.	A/C 'F' - Corpus Fund a. Corpus Fund :No.10023883097	51,33,223	--	51,33,223	26,23,573	--	26,23,573
6.	A/C 'G' - R & D Projects a. MHRD R&D Projects A/C No. 10023883042	2,20,54,018	--	2,20,54,018	1,01,70,551	4,091	1,01,74,642
7.	A/C 'H' - Scholarship a. Scholarship :A/C No.10023883019	63,055	--	63,055	27,49,666	--	27,49,666
8.	A/C "I" New Pension Scheme A/c No. 3006601 5622	50,35,447	--	50,35,447	21,68,900	--	21,68,900
9.	SBI - HEK Branch A/c No.10891414445	13,57,020	--	13,57,020	--	--	--
	TOTAL	8,11,22,033	48,038	8,11,70,071	16,00,57,364	59,991	16,01,17,355

[Signature]
 (A/c) *[Signature]*
 National Institute of Technology
 Tiruchirappalli-620 015.

[Signature]
 Registrar
 National Institute of Technology 32
 Tiruchirappalli-620 015.

NATIONAL INSTITUTE OF TECHNOLOGY, TIRUCHIRAPPALLI-15
SCHEDULE FORMING PART OF INCOME AND EXPENDITURE ACCOUNT

SCHEDULE : 21 FEES FROM STUDENTS


(Amount in Rs.)


Sl.No.	Particular	Receipts as on 31.3.2008	Journal Entry Adjustment	Current Year 2007-2008	Previous year 2006-2007
1	TUITION FEES :	4,48,45,482	3,52,368	4,51,97,850	4,48,61,210
2	<u>OTHER FEES</u>				
	(A) Admission Fees	2,24,250	--	2,24,250	2,43,990
	(B) Exam fee, mark List Fee	36,29,835	--	36,29,835	31,72,213
	(C) Student Activity Fee Collection	92,80,565	--	92,80,565	85,20,738
	(D) Sale of application Forms	6,95,650	--	6,95,650	4,90,826
					5,72,88,977
3.	Share of Corpus Collection	2,00,00,000	3,52,368	2,00,00,000	2,50,00,000
	TOTAL	7,86,75,782	3,52,368	7,90,28,150	8,22,88,977

SCHEDULE : 22 OTHER RECEIPTS FROM STUDENTS

(Amount in Rs.)

Sl.No	Particulars	Receipts as on 31.3.2008	Journal Entry Adjustment	Current Year 2007-2008	Previous Year 2006-2007
1	SEAT RENT/ LICENCE FEE				
	[A] Student (Hostels)	92,45,420	--	92,45,420	92,13,100
	[B] Staff (Quarters)	31,18,877	--	31,18,877	14,83,450
	[C] Shopping Complex	21,01,567	2,34,224	23,35,791	18,07,544
	TOTAL	1,44,65,864	2,34,224	1,47,00,088	1,25,04,094
2	Internet E-mail& Computer Print-out Collection	22,11,512	--	22,11,512	43,66,547
3	Hostel Maintenance Collection	47,69,160	--	47,69,160	52,173
	TOTAL	2,14,46,536	2,34,224	2,16,80,760	1,69,22,814


Dy. Registrar (A/csl)
National Institute of Technology
Tiruchirappalli-620 015.


Registrar
National Institute of Technology
Tiruchirappalli-620 015.

NATIONAL INSTITUTE OF TECHNOLOGY, TIRUCHIRAPPALLI-15
SCHEDULE FORMING PART OF INCOME AND EXPENDITURE ACCOUNT

SCHEDULE : 23 ALL INDIA ENTRANCE EXAMINATIONS


Sl.No.	Particular	Current Year 2007 - 2008	Previous Year 2006 - 2007
	NIMCET	2,00,000	2,00,000
	TOTAL	2,00,000	2,00,000


(Amount in Rs.)

SCHEDULE : 24 OTHER INCOME AND MISCELLANIOUS RECEIPTS

Sl.No.	Particular	Receipts as on 31.3.2008	Journal Entry Adjustment	Current Year 2007-2008	Previous year 2006 - 2007
1	Electrical and Water Charges	28,38,386	--	28,38,386	19,62,298
2	Bus Fare Collection	3,60,977	--	3,60,977	3,93,324
3	Income From services	4,60,154	--	4,60,154	2,32,000
4	Library Fee/comp. Collection	73,83,870	--	73,83,870	86,08,003
5	Leave Salary & Pension Contribution	2,65,011	85,376	3,50,387	1,81,016
6	Fine & Other Miscellaneous	8,36,562	--	8,36,562	26,67,097
	TOTAL	1,21,44,960	85,376	1,22,30,336	1,40,43,738
SCHEDULE ; 24 A INTEREST ON SB A/C					
7.	U.G. ACCOUNT	30,11,621	--	30,11,621	96,92,085
8.	EQUIPMENT A/C ECC SHARE	11,78,950		11,78,950	45,17,945
SCHEDULE : 24 B INTEREST ON TDRs					
9.	NON PLAN	--	11,99,875	11,99,875	16,06,318
10.	PLAN A/CS (BUILDING & EQUPT.)	7,31,860	92,055	8,23,915	8,58,810
11.	RESEARCH & DEV.ACCOUNTS	6,27,199	1,09,887	7,37,086	3,56,692
12.	TEQIP A/C(1930144+313404+431707)	26,75,255	--	26,75,255	5,73,831
	TOTAL	40,34,314	14,01,817	54,36,131	33,95,651


(Amount in Rs.)



Dy. Registrar (A/cs)
National Institute of Technology
Tiruchirappalli-620 015.


Registrar
National Institute of Technology
Tiruchirappalli-620 015.

NATIONAL INSTITUTE OF TECHNOLOGY, TIRUCHIRAPPALLI-15
 SCHEDULE FORMING PART OF INCOME AND EXPENDITURE ACCOUNT
SCHEDULE 25 PAY AND ALLOWANCE - TEACHING STAFFS

SL.NO.	DEPARTMENTS	(Amount in Rs. . .)	
		CURRENT YEAR 2007 - 2008	PREVIOUS YEAR 2006 - 2007
1	Architecture Department	4886832	4293500
2	Computer Application	4841021	
3	Computer Science & Engineering Department	3450201	2942688
4	Computer Support Group	506898	508188
5	CEESAT Department	315562	383732
6	Chemical Department	4276323	3809892
7	Chemistry Department	2579446	2082252
8	Civil Engineering Department	6254542	6378996
9	Dean (Office)/Director Office	590945	1048932
10	E.C.E. Department	5163130	4459848
11	E.E.E. Department	3783583	3568296
12	English Department	538,862	1377804
13	Humanities Department	1930843	2969508
14	I.C.E. Department	3181913	676740
15	Library	672875	2073772
16	Management Studies Department	3158009	2322180
17	Mathematics Department	3780809	3144912
18	Mechanical Engineering Department	6077756	4464092
19	Metallurgy Engineering Department	4582336	4167084
20	Office	-	730420
21	Physical Education Department	304738	309336
22	Physics Department	3107417	1775124
23	Production Engineering Department	4918609	4008968
24	Training & Placement Department	400965	401700
	Total	6,93,03,615	5,78,97,964
	Add payable for March 2008	75,40,709	51,62,728
	Total	7,68,44,324	6,30,60,692

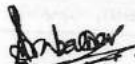

 Dy. Registrar (A/c)
 National Institute of Technology
 Tiruchirappalli-620 015.

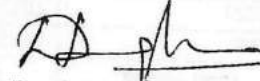

 Registrar
 National Institute of Technology
 Tiruchirappalli-620 015. 35

NATIONAL INSTITUTE OF TECHNOLOGY, TIRUCHIRAPPALLI-15
SCHEDULE FORMING PART OF INCOME AND EXPENDITURE ACCOUNT

SCHEDULE 26 PAY AND ALLOWANCE - TEACHING SUPPORTING STAFF

SL.NO.	DEPARTMENTS	(Amount in Rs.)	
		CURRENT YEAR 2007-2008	PREVIOUS YEAR 2006 - 2007
1	Architecture Department		
2	Controller of Examinations	183854	185184
3	Computer Science & Engineering Department	--	
4	Computer Support Group	623846	
5	CEESAT Department	1690629	1692852
6	Chemical Department	125657	327296
7	Chemistry Department	642363	454896
8	Civil Engineering Department	236072	426588
9	Dean (Office)	425659	528096
10	E.C.E. Department	239671	238128
11	E.E.E. Department	952512	1064884
12	Estate Maintenance Office	674150	517768
13	Hospital	2280524	3336564
14	Humanities	127677	129900
15	I.C.E. Department	22125	
16	Library	349227	351768
17	MCA Department	511312	570252
19	Management Studies Department	45704	263508
20	Mechanical Engineering Department	22839	
21	Metallurgy Engineering Department	757390	774240
23	Office	725375	707724
24	Physics Department	286138	287940
25	Production Engineering Department	129428	377892
26	Transport Section	2378917	2534384
27	Training & Placement Department	749555	752076
	Total		
	Add payable for March 2008	1,41,80,624	1,55,21,940
	Total	12,83,935	11,56,782
		1,54,64,559	1,66,78,722


Dy. Registrar (A/cs)
National Institute of Technology
Tiruchirappalli-620 015.


Registrar
National Institute of Technology
Tiruchirappalli-620 015.

SCHEDULE FORMING PART OF INCOME AND EXPENDITURE ACCOUNT
SCHEDULE 27 PAY AND ALLOWANCE - ADMINISTRATION STAFF

(Amount in Rs.)

SL.NO.	DEPARTMENTS/OFFICES	CURRENT YEAR 2007- 2008	PREVIOUS YEAR 2006- 2007
		89714	89088
1	Architecture Department	172367	172356
2	Computer Science & Engineering Department	97631	182561
3	CEESAT	190076	
4	Chemical Department	98593	98028
5	Chemistry Department	218671	219288
6	Civil Engineering Department	967851	1048932
7	Dean (Acad)	22065	
8	Dean(Admin)	206809	
9	Dean(IC & SR)	176797	
10	Dean(Students)	157118	
11	Director Office	158889	157848
12	E.C.E. Department	990261	1274604
13	Estate Maintenance Office	1129431	1090476
14	Hospitals	626231	729792
15	Hostel Office	125461	
16	Humanities	110482	120852
17	I.C.E. Department	315868	1697928
18	Library	166869	165972
19	MCA Department	19680	91280
20	Management Studies Department	428085	95664
21	Mathematics Department	170870	170028
22	Mechanical Engineering Department	5520825	4287057
23	Office	173208	174888
24	Physical Education Department	121284	119172
25	Physics Department	171219	161904
26	Production Engineering Department	130577	119532
27	Security Office	112152	110760
28	Transport Section	100364	
29	Training & Placement Department		
	Total	1,29,69,448	1,23,78,010
		11,55,888	10,25,976
	Add payable for March 2008	1,41,25,336	1,34,03,986
	Total		

Dy. Registrar (A/c)
National Institute of Technology
Tiruchirappalli-620 015.

Registrar
National Institute of Technology
Tiruchirappalli-620 015.

SCHEDULE FORMING PART OF INCOME AND EXPENDITURE ACCOUNT

SCHEDULE 28 PAY AND ALLOWANCE - OTHER STAFF

(Amount in Rs.)

SL.NO.	DEPARTMENTS	CURRENT YEAR 2007 - 2008	PREVIOUS YEAR 2006 - 2007
1	Architecture Department	164774	166464
2	Computer Science & Engineering Department	348915	150828
3	Computer Support Group	598150	603084
4	CEESAT Department	267159	579860
5	Chemical Department	128895	
6	Chemistry Department	125834	1127296
7	Civil Engineering Department	438041	370284
8	Dean (Acad)	475310	489000
9	Dean(Admin)	124253	
10	Dean(IC & SR)	353753	
13	E.C.E. Department	577210	676604
14	E.E.E. Department	534455	523152
15	Estate Maintenance Office	5423826	5153707
16	Hospitals	737041	355220
17	Hostel Office	63854	155220
18	Humanities	58466	
19	I.C.E. Department	206019	206232
20	Library	403772	
21	M.C.A.	67159	
22	Management Studies Department	792840	422424
23	Mathematics Department	83058	183052
24	Mechanical Engineering Department	326715	235552
25	Metallurgy Engineering Department	52332	71676
26	Office	957708	705720
27	Physical Education Department	257946	258600
28	Physics Department	385976	180144
29	Production Engineering Department	536375	500220
30	Security Office	4652318	3349663
31	Transport Section	426353	374904
32	Training & Placement Department	79713	80760
	Total	1,96,48,220	1,69,19,666
	Add payable for March 2008	17,79,567	17,71,656
	Total	2,14,27,787	1,86,91,322

[Signature]

[Signature]
Registrar
National Institute of Technology

NATIONAL INSTITUTE OF TECHNOLOGY, TIRUCHIRAPPALLI-15
SCHEDULE FORMING PART OF INCOME AND EXPENDITURE ACCOUNT

SCHEDULE : 29 OTHER ALLOWANCES


(Amount in Rs.)

Sl.No.	Particulars	Expenditure as on 31.3.2008	Journal Entry Adjustment	Current Year Expenditure 2007-2008	Previous Year 2006 - 2007
1	LTC	39,405	--	39,405	10,11,538
2	Honorarium to Staff	5,82,636	--	5,82,636	6,07,345
3	Book Allowance to Faculty	20,70,210	--	20,70,210	9,38,117
4	Outsourcing Service Charges	48,24,079	3,42,584	51,66,663	15,38,267
	Total	75,16,330	3,42,584	78,58,914	40,95,267


Schedule : 30 RETIREMENT BENEFITS

(Amount in Rs.)

Sl.No.	Particular	Expenditure as on 31.3.2008	Journal Entry Adjustment	Current Year Expenditure 2007-2008	Previous year Expenditure 2006 - 2007
1	Pension & Family Pension	1,59,19,572	16,65,060	1,75,84,632	1,46,64,092
2	Gratuity	33,58,269	--	33,58,269	44,51,000
3	Commutation	37,13,207	--	37,13,207	58,74,586
4	Group Insurance Scheme	6,82,186	--	6,82,186	4,31,235
5	E.L. Encashment	24,88,948	--	24,88,948	21,20,016
6.	Leave Salary & Pension Contributions	3,20,660	3,42,097	6,62,757	3,59,074
7.	New Pension Scheme Contribution	23,75,868	--	23,75,868	10,79,481
	Total	2,88,58,710	20,07,157	3,08,65,867	2,89,79,484


Dy. Registrar (A/c)
National Institute of Technology
Tiruchirappalli-620 015.

39


Registrar
National Institute of Technology
Tiruchirappalli-620 015.

SCHEDULE FORMING PART OF INCOME AND EXPENDITURE ACCOUNT
SCHEDULE : 31 ADMINISTRATIVE : GENERAL EXPENSES

(Amount in Rs.)

Sl.No.	Particular	Expenditure as on 31.3.2008	Journal Entry Sundry Creditors	Closing Stock	Current Year Expenditure 2007 - 2008	Previous Year Expenditure 2006 - 2007
1	Tour & T.A to staff	5,23,889	--		5,23,889	17,17,518
2	Main Office	2,90,725	--		2,90,725	2,19,263
3	Lawns & Garden / Consumable	2,89,407	--		2,89,407	5,10,753
4	Security / Watch & Ward	1,72,073	--		1,72,073	94,662
5	Sanitation Expenses	13,13,455	4,22,895		17,36,350	20,36,649
6	Computer Maintenance / Consumables	18,77,326	--		18,77,326	16,27,629
7	Staff Amenities	13,799	--		13,799	99,937
8	Women Cell Expenses	15,750	--		15,750	--
9	Electricity / Water Charges	2,83,11,944	4,33,350		2,87,45,294	2,46,94,435
	Total	3,28,08,368	8,56,245		3,36,64,613	3,10,00,846

SCHEDULE : 32 ADMINISTRATIVE EXPENSES - OTHER CONTINGENT EXPENSES

(Amount in Rs.)

Sl. No.	Particular	Expenditure as on 31.3.2008	Opening Stock	Sundry Creditors	Closing Stock	Current Year Expenditure 2007 - 2008	Previous Year Expenditure 2006 - 2007
1	Postage & Telephone charges	9,23,548	--	86,246	9,540	10,00,254	12,35,174
2	Stationery & Printing charges	17,89,810	--	--	--	17,89,810	12,65,841
3	Advertisement Charges	24,26,440	--	2,44,257	--	26,70,697	23,29,330
4	Uniform & Livery	3,26,895	--	--	--	3,26,895	5,17,098
5	Legal Expenses	50,434	--	1,50,000	--	2,00,434	1,68,118
6	Audit fee	21,500	--	2,50,000	--	2,71,500	5,26,829
7	Rent, Rates & taxes	12,01,073	--	--	--	12,01,073	4,24,463
8	Internet Lease charges	--	--	--	--	--	17,05,232
9	Building Maintenance Expenditure	1,35,89,372	--	4,81,863	--	1,40,71,235	83,42,544
10	Corpus Fund payment	2,00,00,000	--	50,00,000	--	2,50,00,000	2,50,00,000
	Major Special repairs	1,75,89,628	--	12,66,135	--	1,88,55,763	1,00,54,233
	Total	5,79,18,700	--	74,78,501	9,540	6,53,87,661	5,15,68,862

Dy. Registrar (Accounts)
National Institute of Technology
Tiruchirappalli-620 015.

Registrar
National Institute of Technology
Tiruchirappalli-620 015

NATIONAL INSTITUTE OF TECHNOLOGY, TIRUCHIRAPPALLI-15
SCHEDULE FORMING PART OF INCOME AND EXPENDITURE ACCOUNT

SCHEDULE : 33 ADMINISTRATIVE EXPENSES – OTHER EDUCATIONAL EXPENSES


(Amount in Rs.)


Sl.No.	Particulars	Expenditure as on 31.3.2008	Journal Entry Adjustment	Current Year Expenditure 2007 – 2008	Previous Year Expenditure 2006 – 2007
1	Student Excursion/Regn.fee	4,14,207	--	4,14,207	65,205
2	Prizes & Medals	55,883	--	55,883	22,637
3	Training of Teachers	39,53,093	--	39,53,093	14,98,691
4	N.C.C / N.S.S	1,18,743	11,399	1,30,142	38,577
5	Library Operating Cost	20,33,016	--	20,33,016	12,94,802
	SBIHEK Debit	1,42,980		1,42,980	
6	Hostel Consumables & Estate	11,51,619	--	11,51,619	1920479
7	Training & Placement	13,682	--	13,682	24415
8	Examination Expenditure	15,59,989	--	15,59,989	525771
	TOTAL	94,43,212	11,399	94,54,611	53,90,577

SCHEDULE : 34 ALL INDIA ENTRANCE EXAMINATIONS

(Amount in Rs.)

Sl.No.	Particulars	Current Year Expenditure 2007 – 2008	Previous Year Expenditure 2006 – 2007
	NIL		


Dy. Registrar (A/cs)
National Institute of Technology
Tiruchirappalli-620 015.


Registrar
National Institute of Technology
Tiruchirappalli-620 015.

SCHEDULE FORMING PART OF INCOME AND EXPENDITURE ACCOUNT

SCHEDULE : 35 DOC / CONSUMABLES / ACADEMIC DEPARTMENT AND CENTRES

(Amount in Rs.)

Sl.No.	Particular	Expenditure as on 31.3.2007	Sundry Creditors	Current Year 2007- 2008	Previous Year 2006 - 2007
1	D.O.C. Civil Engg.	2,93,761	--	2,93,761	182710
2	D.O.C. Chemical	2,24,671	--	2,24,671	259292
3	D.O.C. CSE	45,477	--	45,477	47945
4	D.O.C. Chemistry	3,83,637	--	3,83,637	207362
5	D.O.C. Architecture	60,466	--	60,466	33923
6	D.O.C. EEE	1,52,128	--	1,52,128	110844
7	D.O.C. ECE	2,58,369	--	2,58,369	63188
8	D.O.C. ICE	2,97,655	--	2,97,655	95828
9	D.O.C. Maths	33,719	--	33,719	30291
10	D.O.C. Mechanical	5,36,988	--	5,36,988	151305
11	D.O.C. Metallurgy	1,80,299	--	1,80,299	134930
12	D.O.C. Production	3,25,718	--	3,25,718	512749
13	D.O.C. Physics	1,51,921	--	1,51,921	126222
14	D.O.C. Deans	3,35,699	--	3,35,699	234241
15	D.O.C. CSG	27,04,181	--	27,04,181	334300
16	D.O.C. ENGLISH	1,992	--	1,992	4689
17	D.O.C. MBA	3,21,991	--	3,21,991	71823
18	D.O.C. MCA	2,00,302	--	2,00,302	32112
	TOTAL	65,08,974	--	65,08,974	26,33,754

SCHEDULE : 36 DOC / OTHER CONTINGENT EXPENDITURE / ACADEMIC DEPARTMENT AND CENTRES

(Amount in Rs.)

Sl.No.	Department	Current Year 2007- 2008	Previous Year 2006 - 2007
1	P.G. CONTINGENCIES PAID TO STUDENTS	7,31,390	6,03,901

[Signature]
 Dy. Registrar (A/cs)
 National Institute of Technology
 Tiruchirappalli-620 015.

[Signature]
 Registrar
 National Institute of Technology
 Tiruchirappalli-620 015. 42/07

NATIONAL INSTITUTE OF TECHNOLOGY, TIRUCHIRAPPALLI-15
SCHEDULE FORMING PART OF INCOME AND EXPENDITURE ACCOUNT

SCHEDULE : 37 MAINTENANCE AND REPAIR TO EQUIPMENT AND TOOLS

(Amount in Rs.)

Sl.No.	Particular	Expenditure as on 31.3.2008	Journal Entry Adjustment	Prepaid Expenses	Current Year 2007 - 2008	Previous Year 2006 - 2007
1	Motor Vehicle	12,75,869	43,900 60,987	--	13,80,756	1806802
2	Equipment & Tools	6,50,239	--	--	6,50,239	1070739
3	Furniture & Fixtures	3,44,000	--	--	3,44,000	2349337
4	Other Miscellaneous	1,37,586	--	--	1,37,586	89776
5.	Building & Equipment Insurance	1,97,953	--	1,08,528	89,425	
	TOTAL	26,05,647	1,04,887	1,08,528	26,02,006	53,16,654

SCHEDULE : 38 SCHOLARSHIPS


(Amount in Rs.)


Sl.No.	Particular	Expenditure as on 31.3.2008	Journal Entry Adjustment	Current Year 2007-2008	Previous year 2006 - 2007
1	M.C.A Stipend	--	1,20,000	1,20,000	74000
2	M.Tech Stipend	2,04,75,366	8,51,620	2,13,26,986	12727330
3.	Ph.D.Stipend	29,28,260	2,55,643	31,83,903	
	TOTAL	2,34,03,626	12,27,263	2,46,30,889	1,28,01,330

SCHEDULE : 39 : HEALTH FACILITIES

(Amount in Rs.)

Sl.No.	Particulars	Expenditure as on 31.3.2008	Journal Entry Adjustment	Current Year 2007-2008	Previous year 2006 - 2007
1	Medicines	26,20,869	2,29,329	28,50,198	2229534
	Total	26,20,869	2,29,329	28,50,198	22,29,534


Dy. Registrar (A/c)
National Institute of Technology
Tiruchirappalli-620 015.


Registrar
National Institute of Technology
Tiruchirappalli-620 015.

SCHEDULE : 40: HOUSE KEEPING AND ESTATE MAINTENANCE*


Sl.No.	Particular	Expenditure as on 31.3.2008	Opening & Closing Stock	Sundry Creditors	(Amount in Rs.)	
					Current Year 2007-2008	Previous year 2006 - 2007
	INCLUDED IN SCHEDULE 32 & 33					
	BUILDING MAINTENANCE					


- Included in Schedule 33

NATIONAL INSTITUTE OF TECHNOLOGY, TIRUCHIRAPPALLI-15
SCHEDULE FORMING PART OF INCOME AND EXPENDITURE ACCOUNT

SCHEDULE : 40 A : STUDENTS ACTIVITY EXPENSES

Sl.No.	Particulars	Expenditure as on 31.03.2008	Sundry Creditors	(Amount in Rs.)	
				Current Year 2007-2008	Previous Year 2006-2007
	BUILDING MAINTENANCE				
	1. Sports & Games	8,91,382		8,91,382	9,62,970
	2. Audio Visual	3,350		3,350	59,289
	3. Function	2,75,603		2,75,603	7,75,539
	4. Student Function	21,86,331		21,86,331	22,66,541
	5. Clubs & Committees	16,76,045		16,76,045	16,29,936
	6. Guest House	9,18,260		9,18,260	3,49,748
	7. Misc. Exp.	69,188		69,188	37,707
	8. Tree Plantation	36,800		36,800	1,32,547
	9. Festembar	6,90,245		6,90,245	7,000
	10. Convocation	6,53,358		6,53,358	9,38,686
	11. Membership/ Assn. fee	10,73,800		10,73,800	75,950
	12. Cable TV	147		147	64,826
	13. Student club membership.	54,707		54,707	9,24,039
	TOTAL	85,29,216	--	85,29,216	82,24,778


Dy. Registrar (A/cs)
National Institute of Technology
Tiruchirappalli-620 015.

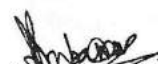

Registrar
National Institute of Technology
Tiruchirappalli-620 015.


SCHEDULE : 41: TREC STEP EXPENSES

Sl.No.	Department	(Amount in Rs.)	
		Current Year 2007- 2008	Previous Year 2006 - 2007
		NIL	

SCHEDULE : 42: MHRD PROJECT

Sl.No.	Department	(Amount in Rs.)	
		Current Year 2007- 2008	Previous Year 2006 - 2007
01	Thrust / MODROB Schemes		
	a. Recurring Expenditure	--	2641473
	b. Non-recurring Expenditure	--	2075769
02	Research & Development Schemes		
	a. Recurring	2,76,840	3031725
	b. Non-recurring Expenditure	25,55,080	2326972
	Total	28,31,920	1,00,75,939


 Dy. Registrar (Acad.)
 National Institute of Technology
 Technopark-520 015.


 Registrar
 National Institute of Technology
 Technopark-520 015.

NATIONAL INSTITUTE OF TECHNOLOGY, TIRUCHIRAPPALLI-15


SCHEDULE : 43 OPENING BALANCE OF CASH AND BANK


(Amount in Rs.)

Sl.No.	Particular	Current Year 2007-2008		Total of both cash & Bank	Previous year 2006-2007		Total of both Cash & Bank
		Bank	Cash		Bank	Cash	
1	<u>A/C 'A' - PLAN</u>						
	a. Building A/c No. 10023882968				93,25,674	--	93,25,674
	b. Equipment A/c.No. 10023882957	18,84,102	2,210	18,86,312	1,66,29,298	--	1,66,29,298
2	<u>A/C 'B' - NON -PLAN</u>						
	a. U.G. Recurring Account A/c No.10023882946	9,59,73,170	47,973	9,60,21,143	5,62,60,116	1890	5,62,62,006
	b. P.G. Recurring Account A/c No. 10023883031				2,40,57,319	--	2,40,57,319
	c. Retirement Benefit Fund A/C No.1002388310				88,82,879	--	88,82,879
	d. Students Activity Fees A/C No.10023882980				85,01,733	166	85,01,899
	e. Deposits A/C No.10023882991				91,76,526	--	91,76,526
	f. Examination fees A/C No.10023883053				64,06,931	1061	64,07,992
	g. Institute fees A/C No.10023883075	24,77,515	--	24,77,515	1,46,32,780	--	1,46,32,780
	h. Rent A/C No.10023883086				--	--	--
	i. House Building Advance A/C No.10023883111				13,10,859	--	13,10,859

NATIONAL INSTITUTE OF TECHNOLOGY, TIRUCHIRAPPALLI-15
(Amount in Rs.)

Sl.No.	Particulars	Current Year 2007-2008		Total of both cash & Bank	Previous year 2006-2007		Total of both Cash & Bank
		Bank	Cash		Bank	Cash	
3	A/C 'C' – TEQIP						
	a. World Bank Project A/c No.10023883008	70,48,465	5,717	70,54,182	9,26,78,316	14,464	9,26,92,780
	b. Canara Bank A/C No.36127	3,09,73,548	--	3,09,73,548	2,76,37,486	--	2,76,37,486
4.	A/C 'D' – Engineering Consultancy						
	a. Consultancy/Testing A/C No.10023883064	39,87,874	--	39,87,874	15,19,133	--	15,19,133
5.	A/C 'F' – Corpus Fund						
	a. Corpus Fund A/C No.10023883097	26,23,573	--	26,23,573	64,85,075	--	64,85,705
6.	A/C 'G' – R & D Projects						
	a. MHRD R&D Projects A/C No. 10023883042	1,01,70,551	4,091	1,01,74,642	88,04,529	--	88,04,529
	b. Other Agencies . 10023883122 c. CEESAT A/C No.10023883144				35,74,917 4,05,197	--	35,74,917 4,05,197
7.	A/C 'H' – Scholarship						
	a. Scholarship A/C No.10023883019	27,49,666	--	27,49,666	27,22,808	--	27,22,808
8.	A/C 'I' New Pension scheme						
	A/c No.30066015622	21,68,900	--	21,68,900	--	--	--
	TOTAL				29,90,11,576	17581	29,90,29,157
8.	State Bank of India, HE Kailasapuram (Foreign Exchange) (Schedule 16 – Advance)	--	--	--	1,37,66,954	--	1,37,66,954
	TOTAL	16,00,57,364	59,991	16,01,17,355	31,27,78,530	17,581	31,27,96,111


Dy. Registrar (A/cs)
National Institute of Technology


Registrar
National Institute of Technology 47

SCHEDULE : 44 WORKS & BUILDINGS (CURRENT EXPENDITURE)

(Amount in Rs.)

Sl.No.	Particular	Expenditure as on 31.3.2008	Sundry Creditors	Current Year 2007-2008
	I CPWD WORKS (DETAILS IN SCH. 7)			

NATIONAL INSTITUTE OF TECHNOLOGY, TIRUCHIRAPPALLI-15
(Enclosure for Schedule No.18)

SCHEDULE : 45 Statement showing the Institute's Investment with various Financial Institutions as on 31.3.2008

Sl. No.	Name of the Bank / Financial Institutions	Name of Funds					Total
		Retirement Benefit Fund A/c(GPF/CPF)	Corpus Fund/ Staff Dev. Fund etc.	Endowment Funds	Non Plsn PLAN & Project	Refundable Deposits	
1.	Reserve Bank of India : Special Deposit Scheme a. Canara Bank , Teppakulam Branch	8,00,000	--	--	--	--	8,00,000
	b. State Bank of India, NITT Branch	61,18,066	--	--	--	--	61,18,066
2.	Government of India 8% Redeemable Tax Free Bond	75,00,000	--	--	--	--	75,00,000
3.	Canara Bank, Teppakulam Branch	2,10,00,000	3,78,00,000	--	--	--	5,88,00,000
4.	State Bank of India, NITT Branch	3,52,94,811 19,00,000	12,71,13,680	6,59,324	--	1,59,33,582	18,40,01,397 19,00,000
5.	Indian Overseas Bank, Trichy	80,00,000	--	--	--	--	80,00,000
	SHORT TERM DEPOSIT: SBI NITT . S.B.I., HEK	---	---	---	6,00,00,000 35,00,000	---	6,00,00,000 35,00,000
	TOTAL	8,06,12,877	16,49,13,680	6,59,324	6,35,00,000	1,59,33,582	32,56,19,463

[Signature]
Dy. Registrar (A/cst)
National Institute of Technology
Tiruchirappalli-620 015.

[Signature]
Registrar
National Institute of Technology